



Thermodynamic Processes

13.1 Introduction

(1) **Thermodynamics** : It is a branch of science which deals with exchange of heat energy between bodies and conversion of the heat energy into mechanical energy and vice-versa.

(2) **Thermodynamic system** : A collection of an extremely large number of atoms or molecules confined within certain boundaries such that it has a certain value of pressure, volume and temperature is called a thermodynamic system. Anything outside the thermodynamic system to which energy or matter is exchanged is called its surroundings.

Example : Gas enclosed in a cylinder fitted with a piston forms the thermodynamic system but the atmospheric air around the cylinder, movable piston, burner *etc.* are all the surroundings.

Thermodynamic system may be of three types

(i) Open system : It exchange both energy and matter with the surrounding.

(ii) Closed system : It exchange only energy (not matter) with the surroundings.

(iii) Isolated system : It exchange neither energy nor matter with the surrounding.

(3) **Thermodynamic variables and equation of state** : A thermodynamic system can be described by specifying its pressure, volume, temperature, internal energy and the number of moles. These parameters are called thermodynamic variables. The relation between the thermodynamic variables (P, V, T) of the system is called equation of state.

For n moles of an ideal gas, equation of state is $PV = nRT$ and for 1 mole of an ideal gas is $PV = RT$

For n moles of a real gas, equation of state is $\left(P + \frac{a}{V^2}\right)(V - nb) = nRT$ and for 1 mole of a real gas it is

$$\left(P + \frac{a}{V^2}\right)(V - b) = RT$$

(4) **Thermodynamic equilibrium** : When the thermodynamic variables attain a steady value *i.e.* they are independent of time, the system is said to be in the state of thermodynamic equilibrium. For a system to be in thermodynamic equilibrium, the following conditions must be fulfilled.

(i) Mechanical equilibrium : There is no unbalanced force between the system and its surroundings.

(ii) Thermal equilibrium : There is a uniform temperature in all parts of the system and is same as that of surrounding.

(iii) Chemical equilibrium : There is a uniform chemical composition throughout the system and the surrounding.

(5) **Thermodynamic process** : The process of change of state of a system involves change of thermodynamic variables such as pressure P , volume V and temperature T of the system. The process is known as thermodynamic process. Some important processes are

- (i) Isothermal process (ii) Adiabatic process (iii) Isobaric process (iv) Isochoric (isovolumic process)
 (v) Cyclic and non-cyclic process (vi) Reversible and irreversible process

13.2 Zeroth Law of Thermodynamics

If systems A and B are each in thermal equilibrium with a third system C , then A and B are in thermal equilibrium with each other.

(1) The zeroth law leads to the concept of temperature. All bodies in thermal equilibrium must have a common property which has the same value for all of them. This property is called the temperature.

(2) The zeroth law came to light long after the first and second laws of thermodynamics had been discovered and numbered. Because the concept of temperature is fundamental to those two laws, the law that establishes temperature as a valid concept should have the lowest number. Hence it is called zeroth law.

13.3 Quantities Involved in First Law of Thermodynamics

(1) **Heat (UQ)** : It is the energy that is transferred between a system and its environment because of the temperature difference between them. Heat always flows from a body at higher temperature to a body at lower temperature till their temperatures become equal.

Important points

- (i) Heat is a form of energy so it is a scalar quantity with dimension $[ML^2T^{-2}]$.
 (ii) Unit : *Joule* (S.I.), *Calorie* (practical unit) and $1 \text{ calorie} = 4.2 \text{ Joule}$
 (iii) Heat is a path dependent quantity *e.g.* Heat required to change the temperature of a given gas at a constant pressure is different from that required to change the temperature of same gas through same amount at constant volume.
 (iv) For solids and liquids : $\Delta Q = mL$ [For change in state] and $\Delta Q = mc\Delta T$ [For change in temperature]

For gases when heat is absorbed and temperature changes :

$$(\Delta Q)_V = \sim C_V \Delta T \quad [\text{For constant volume}] \quad \text{and} \quad (\Delta Q)_P = \sim C_P \Delta T \quad [\text{For constant pressure}]$$

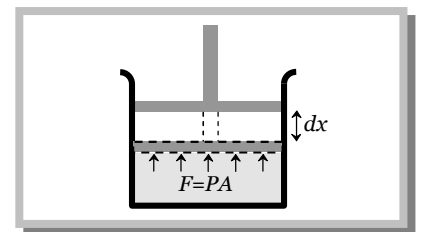
(2) **Work (UW)** : Work can be defined as the energy that is transferred from one body to the other owing to a force that acts between them

If P be the pressure of the gas in the cylinder, then force exerted by the gas on the piston of the cylinder $F = PA$

In a small displacement of piston through dx , work done by the gas

$$dW = F \cdot dx = PA \, dx = P \, dV$$

$$\therefore \text{Total amount of work done } \Delta W = \int dW = \int_{V_i}^{V_f} P \, dV = P(V_f - V_i)$$



Important points

- (i) Like heat, work is also a path dependent, scalar physical quantity with dimension $[ML^2T^{-2}]$
 (ii) From $\Delta W = P\Delta V = P(V_f - V_i)$

4 Thermodynamic Processes

$\Delta W =$ positive if $V_f > V_i$ i.e. system expands against some external force.

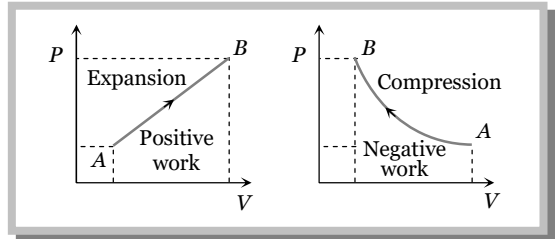
$\Delta W =$ negative if $V_f < V_i$ i.e. system contracts because of some external force exerted by the surrounding.

(iii) In P - V diagram or indicator diagram, the area under P - V curve represents work done.

$W =$ area under P - V diagram

It is positive if volume increases (for expansion)

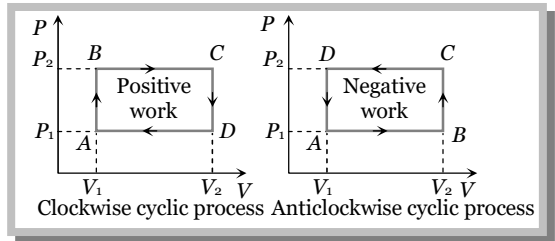
It is negative if volume decreases (for compression)



(iv) In a cyclic process work done is equal to the area under the cycle.

It is positive if the cycle is clockwise.

It is negative if the cycle is anticlockwise.



$$(v) W = \int_{V_i}^{V_f} P dV$$

From this equation it seems as if work done can be calculated only when P - V equation is known and limits V_i and V_f are known to us. But it is not so. We can calculate work done if we know the limits of temperature.

For example, the temperature of n moles of an ideal gas is increased from T_0 to $2T_0$ through a process $P = \frac{\gamma}{T}$ and we are interested in finding the work done by the gas. Then

$$PV = nRT \quad (\text{ideal gas equation}) \quad \dots(i)$$

$$\text{and} \quad P = \frac{\gamma}{T} \quad \dots(ii)$$

Dividing (i) by (ii), we get $V = \frac{nRT^2}{\gamma}$ or $dV = \frac{2nRT}{\gamma} dT$

$$\therefore W = \int_{V_i}^{V_f} P dV = \int_{T_0}^{2T_0} \left(\frac{\gamma}{T}\right) \left(\frac{2nRT}{\gamma}\right) dT = 2nRT_0$$

So we have found the work done without putting the limits of volume.

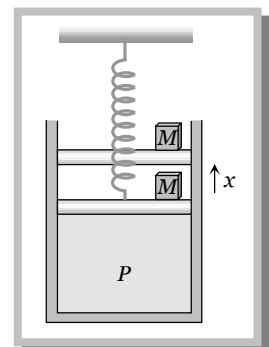
(vi) If mass less piston is attached to a spring of force constant K and a mass m is placed over the piston. If the external pressure is P_0 and due to expansion of gas the piston moves up through a distance x then

$$\text{Total work done by the gas } W = W_1 + W_2 + W_3$$

where $W_1 =$ Work done against external pressure (P_0)

$W_2 =$ Work done against spring force (Kx)

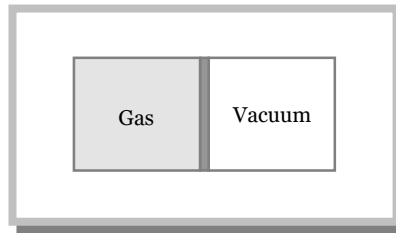
$W_3 =$ Work done against gravitational force (mg)



$$\therefore W = P_0 V + \frac{1}{2} Kx^2 + mgx$$

(vii) If the gas expands in such a way that other side of the piston is vacuum then work done by the gas will be zero

As $W = P\Delta V = 0$ [Here $P = 0$]



(3) **Internal energy (U)** : Internal energy of a system is the energy possessed by the system due to molecular motion and molecular configuration.

The energy due to molecular motion is called internal kinetic energy U_K and that due to molecular configuration is called internal potential energy U_P .

i.e. Total internal energy $U = U_K + U_P$

(i) For an ideal gas, as there is no molecular attraction $U_P = 0$

i.e. internal energy of an ideal gas is totally kinetic and is given by $U = U_K = \frac{3}{2} \sim RT$

and change in internal energy $\Delta U = \frac{3}{2} \sim R \Delta T$

(ii) In case of gases whatever be the process

$$\Delta U = \sim \frac{f}{2} R \Delta T = \sim C_V \Delta T = \sim \frac{R}{(\gamma - 1)} \Delta T = \frac{\sim R(T_f - T_i)}{\gamma - 1} = \frac{\sim RT_f - \sim RT_i}{\gamma - 1} = \frac{(P_f V_f - P_i V_i)}{\gamma - 1}$$

(iii) Change in internal energy does not depend on the path of the process. So it is called a point function *i.e.* it depends only on the initial and final states of the system, *i.e.* $\Delta U = U_f - U_i$

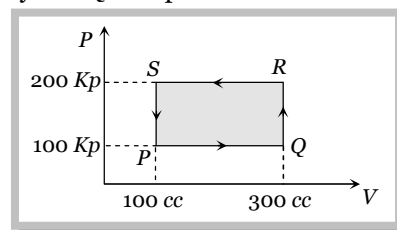
(iv) Change in internal energy in a cyclic process is always zero as for cyclic process $U_f = U_i$

So $\Delta U = U_f - U_i = 0$

Sample problems based on UQ , UU and UW

Problem 1. A thermodynamic system is taken through the cycle $PQRS$ process. The net work done by the system is

- (a) 20 J
- (b) -20 J
- (c) 400 J
- (d) -374 J



Solution : (b) Work done by the system = Area of shaded portion on P - V diagram

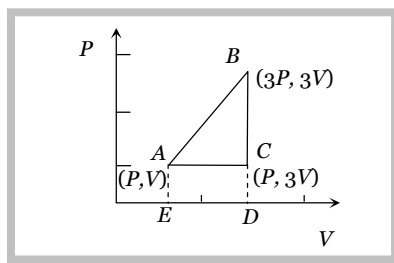
6 Thermodynamic Processes

$$= (300 - 100)10^{-6} \times (200 - 10) \times 10^3 = 20 \text{ J}$$

and direction of process is anticlockwise so work done will be negative *i.e.* $\Delta W = -20 \text{ J}$.

Problem 2. An ideal gas is taken around $ABCA$ as shown in the above P - V diagram. The work done during a cycle is

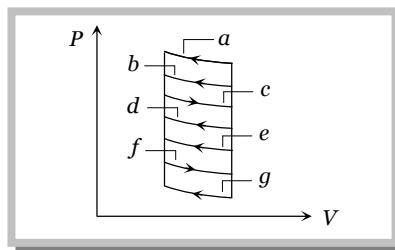
- (a) $2PV$
- (b) PV
- (c) $1/2PV$
- (d) Zero



Solution : (a) Work done = Area enclosed by triangle $ABC = \frac{1}{2} AC \times BC = \frac{1}{2} \times (3V - V) \times (3P - P) = 2PV$

Problem 3. The P - V diagram shows seven curved paths (connected by vertical paths) that can be followed by a gas. Which two of them should be parts of a closed cycle if the net work done by the gas is to be at its maximum value

- (a) ac
- (b) cg
- (c) af
- (d) cd



Solution : (c) Area enclosed between a and f is maximum. So work done in closed cycles follows a and f is maximum.

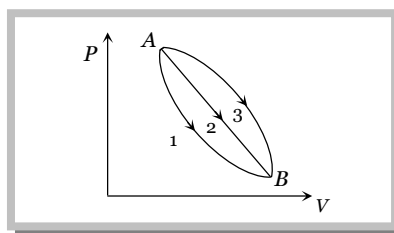
Problem 4. If $C_v = 4.96 \text{ cal/mole K}$, then increase in internal energy when temperature of 2 moles of this gas is increased from 340 K to 342 K

- (a) 27.80 cal
- (b) 19.84 cal
- (c) 13.90 cal
- (d) 9.92 cal

Solution : (b) Increase in internal energy $\Delta U = \sim C_v \cdot \Delta T = 2 \times 4.96 \times (342 - 340) = 2 \times 4.96 \times 2 = 19.84 \text{ cal}$

Problem 5. An ideal gas of mass m in a state A goes to another state B via three different processes as shown in figure. If Q_1, Q_2 and Q_3 denote the heat absorbed by the gas along the three paths, then

- (a) $Q_1 < Q_2 < Q_3$
- (b) $Q_1 < Q_2 = Q_3$
- (c) $Q_1 = Q_2 > Q_3$
- (d) $Q_1 > Q_2 > Q_3$



Solution : (a) Area enclosed by curve 1 < Area enclosed by curve 2 < Area enclosed by curve 3
 $\therefore Q_1 < Q_2 < Q_3$ [As ΔU is same for all curves]

Problem 6. The relation between the internal energy U and adiabatic constant γ is

- (a) $U = \frac{PV}{\gamma - 1}$
- (b) $U = \frac{PV^\gamma}{\gamma - 1}$
- (c) $U = \frac{PV}{\gamma}$
- (d) $U = \frac{\gamma}{PV}$

Solution : (a) Change in internal energy = $\Delta U = \sim c_v \Delta T \Rightarrow U_2 - U_1 = \sim c_v (T_2 - T_1)$

Let initially $T_1 = 0$ so $U_1 = 0$ and finally $T_2 = T$ and $U_2 = U$

$$U = \sim c_v T = \sim T \times c_v = \frac{PV}{R} \times \frac{R}{\gamma - 1} = \frac{PV}{\gamma - 1} \quad [\text{As } PV = \sim RT \therefore \sim T = \frac{PV}{R} \text{ and } c_v = \frac{R}{\gamma - 1}]$$

13.4 Joule's Law

Whenever heat is converted into mechanical work or mechanical work is converted into heat, then the ratio of work done to heat produced always remains constant.

i.e. $W \propto Q$ or $\frac{W}{Q} = J$

This is Joule's law and J is called mechanical equivalent of heat.

Important points

(1) From $W = JQ$ if $Q = 1$ then $J = W$. Hence the amount of work done necessary to produce unit amount of heat is defined as the mechanical equivalent of heat.

(2) J is neither a constant, nor a physical quantity rather it is a conversion factor which used to convert Joule or erg into calorie or kilo calories vice-versa.

(3) Value of $J = 4.2 \frac{J}{\text{calorie}} = 4.2 \times 10^7 \frac{\text{erg}}{\text{calorie}} = 4.2 \times 10^3 \frac{J}{\text{kilocalorie}}$.

(4) When water in a stream falls from height h , then its potential energy is converted into heat and temperature of water rises slightly.

From $W = JQ$

$$mgh = Jms \Delta t \quad [\text{where } m = \text{Mass, } s = \text{Specific heat of water}]$$

$$\therefore \text{Rise in temperature } \Delta t = \frac{gh}{Js} \text{ } ^\circ\text{C}$$

(5) The kinetic energy of a bullet fired from a gun gets converted into heat on striking the target. By this heat the temperature of bullet increases by Δt .

From $W = JQ$

$$\frac{1}{2}mv^2 = Jms \Delta t \quad [\text{where } m = \text{Mass, } v = \text{Velocity of the bullet, } s = \text{Specific heat of the bullet}]$$

$$\therefore \text{Rise in temperature } \Delta t = \frac{v^2}{2Js} \text{ } ^\circ\text{C}$$

If the temperature of bullet rises upto the melting point of the bullet and bullet melts then.

From $W = JQ$

$$\frac{1}{2}mv^2 = J[ms \Delta t + mL] \quad [\text{where } L = \text{Latent heat of bullet}]$$

$$\therefore \text{Rise in temperature } \Delta t = \left\{ \left[\frac{v^2}{2J} - L \right] / s \right\} \text{ } ^\circ\text{C}$$

(6) If ice-block falls down through some height and melts partially then its potential energy gets converted into heat of melting.

From $W = JQ$

$$mgh = Jm'L \quad [\text{where } m = \text{mass of ice block, } m' = \text{mass which melts}]$$

So
$$m' = \frac{mgh}{JL} \text{ kg}$$

If ice-block completely melts down then $mgh = Jm'L$

\therefore Height required for complete melting
$$h = \frac{JL}{g} \text{ meter}$$

Sample problems based on Joule's law

Problem 7. Water falls from a height of 210 m. Assuming whole of energy due to fall is converted into heat the rise in temperature of water would be ($J = 4.3 \text{ Joule/cal}$)

- (a) 42°C (b) 49°C (c) 0.49°C (d) 4.9°C

Solution : (c) Loss in potential energy of water = Increment in thermal energy of water

$$\Rightarrow mgh = J \times ms \Delta t \Rightarrow 9.8 \times 210 = 4.3 \times 1000 \Delta t \therefore \Delta t = 0.49^\circ\text{C}$$

Problem 8. A block of mass 100 gm slides on a rough horizontal surface. If the speed of the block decreases from 10 m/s to 5 m/s, the thermal energy developed in the process is

- (a) 3.75 J (b) 37.5 J (c) 0.375 J (d) 0.75 J

Solution : (a) Thermal energy developed = Loss in kinetic energy = $\frac{1}{2}m(v_2^2 - v_1^2) = \frac{1}{2} \times 0.1 \times (10^2 - 5^2) = 3.75 \text{ J}$

Problem 9. The weight of a person is 60 kg. If he gets 10^5 calories heat through food and the efficiency of his body is 28%, then upto how much height he can climb (approximately)

- (a) 100 m (b) 200 m (c) 400 m (d) 1000 m

Solution : (b) Increment in potential energy of mass = 28% of heat gained

$$\Rightarrow mgh = J \left(\frac{28}{100} \times 10^5 \right) \Rightarrow 60 \times 9.8 \times h = 4.2 \times \left(\frac{28}{100} \times 10^5 \right) \Rightarrow h = 200 \text{ m}$$

Problem 10. Hailstone at 0°C falls from a height of 1 km on an insulating surface converting whole of its kinetic energy into heat. What part of it will melt ($g = 10 \text{ m/s}^2$)

- (a) $\frac{1}{33}$ (b) $\frac{1}{8}$ (c) $\frac{1}{33} \times 10^{-4}$ (d) All of it will melt

Solution : (a) Energy required for melting = Loss in potential energy $\Rightarrow J \times m'L = mgh$

$$\Rightarrow 4.18 \times (m' \times 80 \times 10^{-3}) = m \times 10 \times 1000 \Rightarrow \frac{m'}{m} = \frac{1}{33} \quad [\text{As } L = 80 \times 10^{-3} \text{ calorie/kg}]$$

Problem 11. A bullet moving with a uniform velocity v , stops suddenly after hitting the target and the whole mass melts be m , specific heat S , initial temperature 25°C , melting point 475°C and the latent heat L . Then

- (a) $mL = ms(475 - 25) + \frac{mv^2}{2J}$ (b) $ms(475 - 25) + mL = \frac{mv^2}{2J}$
 (c) $ms(475 - 25) + mL = \frac{mv^2}{J}$ (d) $ms(475 - 25) - mL = \frac{mv^2}{2J}$

Solution : (b) K.E. of bullet = Heat required to raise the temperature of bullet from 25°C to 475°C + heat required to melt the bullet

$$\Rightarrow \frac{1}{2}mv^2 = J[ms(475 - 25) + mL] \Rightarrow ms(475 - 25) + mL = \frac{mv^2}{2J}$$

Problem 12. A lead bullet at 27°C just melts when stopped by an obstacle. Assuming that 25% of heat is absorbed by the obstacle, then the velocity of the bullet at the time of striking (M.P. of lead = 327°C , specific heat of lead = $0.03 \text{ cal/gm}^\circ\text{C}$, latent heat of fusion of lead = 6 cal/gm and $J = 4.2 \text{ J/cal}$)

- (a) 410 m/sec (b) 1230 m/sec (c) 307.5 m/sec (d) None of these

Solution : (a) Using expression obtained in problem (11) we get $75\% \left(\frac{1}{2}mv^2 \right) = J[ms(327 - 27 + mL)]$

Substituting $s = 0.3 \times 10^3 \text{ cal/kg}^\circ\text{C}$ and $L = 6 \times 10^3 \text{ cal/kg}$ we get $v = 410 \text{ m/s}$

Problem 13. A drilling machine of power P watts is used to drill a hole in Cu block of mass $m \text{ kg}$. If the specific heat of Cu is $5 \text{ J kg}^{-1}^\circ\text{C}^{-1}$ and 40% of power lost due to heating of machine the rise in temperature of the block in $T \text{ sec}$ (will be in $^\circ\text{C}$)

- (a) $\frac{0.6 PT}{ms}$ (b) $\frac{0.6 P}{msT}$ (c) $\frac{0.4 PT}{ms}$ (d) $\frac{0.4 P}{msT}$

Solution : (a) As we know Power (P) = $\frac{\text{Work (}W\text{)}}{\text{Time (}T\text{)}} \therefore W = P \times T$

As 40% energy is lost due to heating of machine so only 60% energy will increase the temperature of the block

$$\therefore 60\% \text{ of } W = m \times s \times \Delta t \Rightarrow \Delta t = \frac{0.6 W}{ms} = \frac{0.6 PT}{ms}$$

13.5 First Law of Thermodynamics

It is a statement of conservation of energy in thermodynamical process.

According to it heat given to a system (ΔQ) is equal to the sum of increase in its internal energy (ΔU) and the work done (ΔW) by the system against the surroundings.

$$\Delta Q = \Delta U + \Delta W$$

Important points

(1) It makes no distinction between work and heat as according to it the internal energy (and hence temperature) of a system may be increased either by adding heat to it or doing work on it or both.

(2) ΔQ and ΔW are the path functions but ΔU is the point function.

(3) In the above equation all three quantities ΔQ , ΔU and ΔW must be expressed either in *Joule* or in *calorie*.

(4) Just as zeroth law of thermodynamics introduces the concept of temperature, the first law introduces the concept of internal energy.

(5) Sign conventions

ΔQ	Positive	When heat is supplied to a system
	Negative	When heat is drawn from the system
ΔW	Positive	When work done by the gas (expansion)
	Negative	When work done on the gas (compression)

10 Thermodynamic Processes

ΔU	Positive	When temperature increases, internal energy increases
	Negative	When temperature decreases, internal energy decreases

(6) When a thermos bottle is vigorously shaken :

No heat is transferred to the coffee $\Delta Q = 0$ [As thermos flask is insulated from the surrounding]

Work is done on the coffee against viscous force $\Delta W = (-)$

Internal energy of the coffee increases $\Delta U = (+)$

and temperature of the coffee also increases $\Delta T = (+)$

(7) Limitation : First law of thermodynamics does not indicate the direction of heat transfer. It does not tell anything about the conditions, under which heat can be transformed into work and also it does not indicate as to why the whole of heat energy cannot be converted into mechanical work continuously.

Sample problems based on First law of thermodynamics

Problem 14. If 150 J of heat is added to a system and the work done by the system is 110 J, then change in internal energy will be

- (a) 260 J (b) 150 J (c) 110 J (d) 40 J

Solution : (d) $\Delta Q = \Delta U + \Delta W \Rightarrow 150 = \Delta U + 110 \Rightarrow \Delta U = 40 J$

Problem 15. 110 J of heat is added to a gaseous system, whose internal energy change is 40 J, then the amount of external work done is

- (a) 150 J (b) 70 J (c) 110 J (d) 40 J

Solution : (b) $\Delta Q = \Delta U + \Delta W \Rightarrow 110 = 40 + \Delta W \Rightarrow \Delta W = 70 J$

Problem 16. When an ideal diatomic gas is heated at constant pressure, the fraction of the heat energy supplied which increases the internal energy of the gas, is

- (a) $\frac{2}{5}$ (b) $\frac{3}{5}$ (c) $\frac{3}{7}$ (d) $\frac{5}{7}$

Solution : (d) $\frac{\Delta U}{\Delta Q} = \frac{C_v \Delta T}{C_p \Delta T} = \frac{R/(\gamma - 1)}{\gamma R/(\gamma - 1)} = \frac{1}{\gamma} = \frac{1}{7/5} = \frac{5}{7}$

Problem 17. An electric fan is switched on in a closed room. The air in the room is

- (a) Cooled
 (b) Heated
 (c) Maintains its temperature
 (d) Heated or cooled depending on the atmospheric pressure

Solution : (b) When an electric fan is switched on in a closed room conventional current of air flows. Hence due to viscous force mechanical energy is converted into heat and some heat is also produced due to thermal effect of electric current in motor of fan.

Problem 18. A gas is compressed at a constant pressure of $50 N/m^2$ from a volume of $10 m^3$ to a volume of $4 m^3$. Energy of 100 J is then added to the gas by heating. Its internal energy is

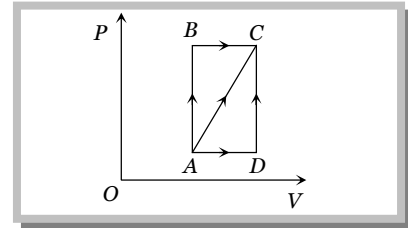
- (a) Increased by 400 J (b) Increased by 200 J (c) Increased by 100 J (d) Decreased by 200 J

Solution : (a) $\Delta Q = \Delta U + \Delta W \Rightarrow \Delta Q = \Delta U + \Delta dV \Rightarrow 100 = \Delta U + 50(4 - 10) \Rightarrow 100 = \Delta U - 300 \therefore \Delta U = 400 J$

Problem 19. A thermodynamic process is shown in the figure. The pressures and volumes corresponding to some points in the figure are : $P_A = 3 \times 10^4 Pa, P_B = 8 \times 10^4 Pa$ and $V_A = 2 \times 10^{-3} m^3, V_D = 5 \times 10^{-3} m^3$

In process AB, 600 J of heat is added to the system and in process BC, 200 J of heat is added to the system. The change in internal energy of the system in process AC would be

- (a) 560 J
 (b) 800 J
 (c) 600 J
 (d) 640 J



Solution : (a) By adjoining graph $W_{AB} = 0$ and $W_{BC} = 8 \times 10^4 [5 - 2] \times 10^{-3} = 240 J$

$$\therefore W_{AC} = W_{AB} + W_{BC} = 0 + 240 = 240 J$$

$$\text{Now, } \Delta Q_{AC} = \Delta Q_{AB} + \Delta Q_{BC} = 600 + 200 = 800 J$$

$$\text{From first law of thermodynamics } \Delta Q_{AC} = \Delta U_{AC} + \Delta W_{AC} \Rightarrow 800 = \Delta U_{AC} + 240 \Rightarrow \Delta U_{AC} = 560 J.$$

Problem 20. If R = universal gas constant, the amount of heat needed to raise the temperature of 2 mole of an ideal monoatomic gas from 273 K to 373 K when no work is done

- (a) 100 R (b) 150 R (c) 300 R (d) 500 R

Solution : (c) $\Delta Q = \Delta U = \sim C_v \Delta T = \sim \left(\frac{R}{x-1} \right) \Delta T = 2 \times \frac{R}{\frac{5}{3}-1} [373 - 273] = 300 R$ [As for monoatomic gas $x = \frac{5}{3}$]

13.6 Isothermal Process

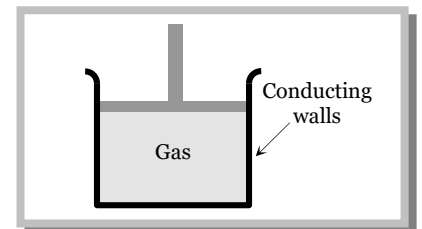
When a thermodynamic system undergoes a physical change in such a way that its temperature remains constant, then the change is known as isothermal changes.

In this process, P and V change but $T = \text{constant}$ *i.e.* change in temperature $\Delta T = 0$

(1) Essential condition for isothermal process

(i) The walls of the container must be perfectly conducting to allow free exchange of heat between the gas and its surrounding.

(ii) The process of compression or expansion should be so slow so as to provide time for the exchange of heat.



Since these two conditions are not fully realised in practice, therefore, no process is perfectly isothermal.

(2) Equation of state : From ideal gas equation $PV = \sim RT$

If temperature remains constant then $PV = \text{constant}$ *i.e.* in all isothermal process Boyle's law is obeyed.

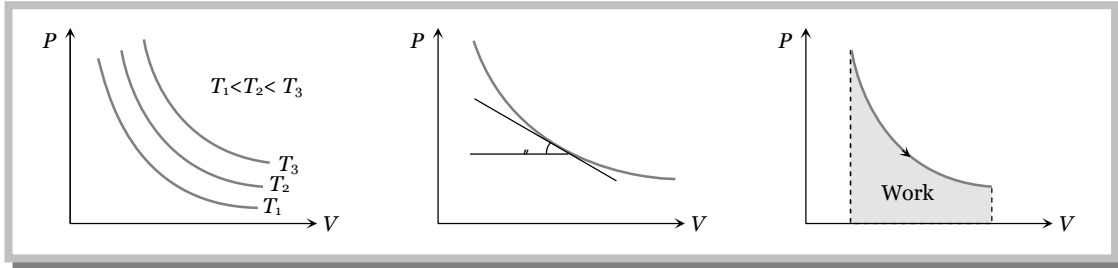
Hence equation of state is $PV = \text{constant}$.

(3) Example of isothermal process

(i) Melting process [Ice melts at constant temperature $0^\circ C$]

(ii) Boiling process [water boils at constant temperature 100°C].

(4) **Indicator diagram**



(i) Curves obtained on *PV* graph are called isotherms and they are hyperbolic in nature.

(ii) Slope of isothermal curve : By differentiating $PV = \text{constant}$. We get

$$P dV + V dP = 0 \quad \Rightarrow \quad P dV = -V dP \quad \Rightarrow \quad \frac{dP}{dV} = -\frac{P}{V}$$

$$\therefore \quad \tan \theta = \frac{dP}{dV} = -\frac{P}{V}$$

(iii) Area between the isotherm and volume axis represents the work done in isothermal process.

If volume increases $\Delta W = + \text{Area under curve}$ and if volume decreases $\Delta W = - \text{Area under curve}$

(5) **Specific heat** : Specific heat of gas during isothermal change is infinite.

$$\text{As} \quad C = \frac{Q}{m \Delta T} = \frac{Q}{m \times 0} = \infty \quad [\text{As } \Delta T = 0]$$

(6) **Isothermal elasticity** : For isothermal process $PV = \text{constant}$

$$\text{Differentiating both sides } PdV + VdP = 0 \Rightarrow P dV = -V dP \Rightarrow P = \frac{dP}{-dV/V} = \frac{\text{Stress}}{\text{Strain}} = E.$$

$\therefore E = P$ i.e. isothermal elasticity is equal to pressure

At N.T.P. isothermal elasticity of gas = Atmospheric pressure = $1.01 \times 10^5 \text{ N/m}^2$

(7) **Work done in isothermal process**

$$W = \int_{V_i}^{V_f} P dV = \int_{V_i}^{V_f} \frac{\sim RT}{V} dV \quad [\text{As } PV = \sim RT]$$

$$W = \sim RT \log_e \left(\frac{V_f}{V_i} \right) = 2.303 \sim RT \log_{10} \left(\frac{V_f}{V_i} \right)$$

$$\text{or} \quad W = \sim RT \log_e \left(\frac{P_i}{P_f} \right) = 2.303 \sim RT \log_{10} \left(\frac{P_i}{P_f} \right)$$

(8) **FLTD in isothermal process**

$$\Delta Q = \Delta U + \Delta W \quad \text{but} \quad \Delta U \propto \Delta T$$

$$\therefore \quad \Delta U = 0 \quad [\text{As } \Delta T = 0]$$

$\therefore \quad \Delta Q = \Delta W$ i.e. heat supplied in an isothermal change is used to do work against external surrounding.

or if the work is done on the system than equal amount of heat energy will be liberated by the system.

Sample problems based on Isothermal process

Problem 21. One mole of O_2 gas having a volume equal to 22.4 litres at $0^\circ C$ and 1 atmospheric pressure is compressed isothermally so that its volume reduces to 11.2 litres. The work done in this process is [MP PET 1993; BVP 2003]

- (a) 1672.5 J (b) 1728 J (c) -1728 J (d) -1572.5 J

Solution : (d) Work done in an adiabatic process

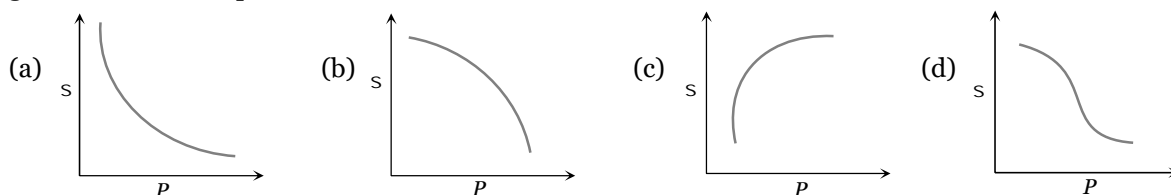
$$W = -RT \log_e \left(\frac{V_f}{V_i} \right) = 1 \times 8.3 \times 273 \times \log_e \left(\frac{11.2}{22.4} \right) = 8.3 \times 273 \times (-0.69) \approx -1572 \text{ J}$$

Problem 22. An ideal gas A and a real gas B have their volumes increased from V to $2V$ under isothermal conditions. The increase in internal energy

- (a) Will be same in both A and B (b) Will be zero in both the gases
(c) Of B will be more than that of A (d) Of A will be more than that of B

Solution : (c) In real gases an additional work is also done in expansion due to intermolecular attraction.

Problem 23. Which of the following graphs correctly represents the variation of $s = -(dV/dP)/V$ with P for an ideal gas at constant temperature



Solution : (a) For an isothermal process $PV = \text{constant} \Rightarrow PdV + VdP = 0 \Rightarrow -\frac{1}{V} \left(\frac{dV}{dP} \right) = \frac{1}{P}$

So, $s = \frac{1}{P} \therefore$ graph will be rectangular hyperbola.

Problem 24. Consider the following statements

Assertion (A): The internal energy of an ideal gas does not change during an isothermal process

Reason (R) : The decrease in volume of a gas is compensated by a corresponding increase in pressure when its temperature is held constant.

Of these statements

- (a) Both A and R are true and R is a correct explanation of A
(b) Both A and R are true but R is not a correct explanation of A
(c) A is true but R is false
(d) Both A and R are false
(e) A is false but R is true

Solution : (b) As $\Delta U \propto \Delta T$ so for isothermal process internal energy will not change and also $P \propto \frac{1}{V}$ (Boyle's law)

Problem 25. How much energy is absorbed by 10 kg molecule of an ideal gas if it expands from an initial pressure of 8 atm to 4 atm at a constant temperature of $27^\circ C$

- (a) $1.728 \times 10^7 \text{ J}$ (b) $17.28 \times 10^7 \text{ J}$ (c) $1.728 \times 10^9 \text{ J}$ (d) $17.28 \times 10^9 \text{ J}$

14 Thermodynamic Processes

Solution : (a) Work done in an isothermal process

$$W = -RT \log_e \left(\frac{P_i}{P_f} \right) = (10 \times 10^3) \times 8.3 \times 300 \times \log_e \left(\frac{8}{4} \right) = 10^4 \times 8.3 \times 300 \times 0.693 = 1.728 \times 10^7 \text{ J}$$

Problem 26. 5 moles of an ideal gas undergoes an isothermal process at 500K in which its volume is doubled. The work done by the gas system is

- (a) 3500 J (b) 14400 J (c) 17800 J (d) 5200 J

Solution : (b) $\Delta W = -RT \log_e \left(\frac{V_f}{V_i} \right) = 5 \times 8.3 \times 500 \times \log_e \left(\frac{2V}{V} \right) = 5 \times 8.3 \times 500 \times 0.69 \approx 14400 \text{ J.}$

Problem 27. Work done by a system under isothermal change from a volume V_1 to V_2 for a gas which obeys Vander

Waal's equation $(V - sn) \left(P + \frac{rn^2}{V} \right) = nRT$

(a) $nRT \log_e \left(\frac{V_2 - ns}{V_1 - ns} \right) + rn^2 \left(\frac{V_1 - V_2}{V_1 V_2} \right)$ (b) $nRT \log_{10} \left(\frac{V_2 - ns}{V_1 - ns} \right) + rn^2 \left(\frac{V_1 - V_2}{V_1 V_2} \right)$

(c) $nRT \log_e \left(\frac{V_2 - nr}{V_1 - nr} \right) + Sn^2 \left(\frac{V_1 - V_2}{V_1 V_2} \right)$ (d) $nRT \log_e \left(\frac{V_1 - ns}{V_2 - ns} \right) + rn^2 \left(\frac{V_1 V_2}{V_1 - V_2} \right)$

Solution : (a) By Vander Waal's equation $P = \frac{nRT}{V - ns} - \frac{rn^2}{V^2}$

Work done, $W = \int_{V_1}^{V_2} PdV = nRT \int_{V_1}^{V_2} \frac{dV}{V - ns} - rn^2 \int_{V_1}^{V_2} \frac{dV}{V^2}$

$$= nRT [\log_e (V - ns)]_{V_1}^{V_2} + rn^2 \left[\frac{1}{V} \right]_{V_1}^{V_2} = nRT \log_e \frac{V_2 - ns}{V_1 - ns} + rn^2 \left(\frac{V_1 - V_2}{V_1 V_2} \right)$$

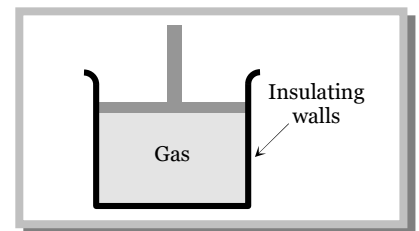
13.7 Adiabatic Process

When a thermodynamic system undergoes a change in such a way that no exchange of heat takes place between it and the surroundings, the process is known as adiabatic process.

In this process P , V and T changes but $\Delta Q = 0$.

(1) Essential conditions for adiabatic process

(i) There should not be any exchange of heat between the system and its surroundings. All walls of the container and the piston must be perfectly insulating.



(ii) The system should be compressed or allowed to expand suddenly so that there is no time for the exchange of heat between the system and its surroundings.

Since, these two conditions are not fully realised in practice, so no process is perfectly adiabatic.

(2) Example of some adiabatic process

(i) Sudden compression or expansion of a gas in a container with perfectly non-conducting walls.

(ii) Sudden bursting of the tube of bicycle tyre.

(iii) Propagation of sound waves in air and other gases.

(iv) Expansion of steam in the cylinder of steam engine.

(3) FLTD in adiabatic process : $\Delta Q = \Delta U + \Delta W$

but for adiabatic process $\Delta Q = 0 \therefore \Delta U + \Delta W = 0$

If $\Delta W =$ positive then $\Delta U =$ negative so temperature decreases *i.e.* adiabatic expansion produce cooling.

If $\Delta W =$ negative then $\Delta U =$ positive so temperature increases *i.e.* adiabatic compression produce heating.

(4) **Equation of state** : As in case of adiabatic change first law of thermodynamics reduces to,

$$\Delta U + \Delta W = 0, \quad \text{i.e., } dU + dW = 0 \quad \dots (i)$$

But as for an ideal gas $dU = -C_v dT$ and $dW = PdV$

$$\text{Equation (i) becomes } -C_v dT + P dV = 0 \quad \dots (ii)$$

$$\text{But for a gas as } PV = \sim RT, \quad P dV + V dP = \sim R dT \quad \dots (iii)$$

So eliminating dT between equation (ii) and (iii) $-C_v \frac{(P dV + V dP)}{\sim R} + P dV = 0$

$$\text{or } \frac{(P dV + V dP)}{(x - 1)} + P dV = 0 \quad \left[\text{as } C_v = \frac{R}{(x - 1)} \right]$$

$$\text{or } xP dV + V dP = 0 \quad \text{i.e., } x \frac{dV}{V} + \frac{dP}{P} = 0$$

Which on integration gives

$$x \log_e V + \log_e P = C,$$

$$\text{i.e., } \log(PV^x) = C$$

$$\text{or } PV^x = \text{constant} \quad \dots (iv)$$

Equation (iv) is called equation of state for adiabatic change and can also be re-written as

$$TV^{x-1} = \text{constant} \quad \left[\text{as } P = (\sim RT/V) \right] \quad \dots (iv)$$

$$\text{and } \frac{T^x}{P^{x-1}} = \text{constant} \quad \left[\text{as } V = \frac{\sim RT}{P} \right] \quad \dots (vi)$$

(5) Indicator diagram

(i) Curve obtained on PV graph are called adiabatic curve.

(ii) Slope of adiabatic curve : From $PV^x = \text{constant}$

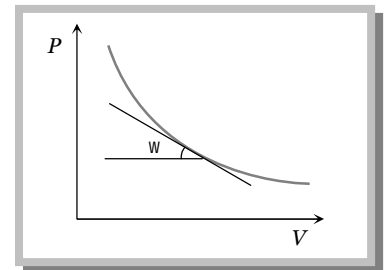
By differentiating, we get $dP V^x + P x V^{x-1} dV = 0$

$$\frac{dP}{dV} = -x \frac{P V^{x-1}}{V^x} = -x \left(\frac{P}{V} \right)$$

$$\therefore \text{Slope of adiabatic curve } \tan w = -x \left(\frac{P}{V} \right)$$

But we also know that slope of isothermal curve $\tan w = \frac{-P}{V}$

$$\text{So, } \frac{\text{Slope of adiabatic curve}}{\text{Slope of isothermal curve}} = \frac{-x(P/V)}{-(P/V)} = x = \frac{C_p}{C_v} > 1$$



(6) **Specific heat** : Specific heat of a gas during adiabatic change is zero

As
$$C = \frac{Q}{m\Delta T} = \frac{0}{m\Delta T} = 0 \quad [\text{As } Q = 0]$$

(7) **Adiabatic elasticity** : For adiabatic process $PV^\chi = \text{constant}$

Differentiating both sides $d(PV^\chi) + P\chi V^{\chi-1}dV = 0$

$$\chi P = \frac{dP}{-dV/V} = \frac{\text{Stress}}{\text{Strain}} = E_w$$

$$E_w = \chi P$$

i.e. adiabatic elasticity is χ times that of pressure but we know isothermal elasticity $E_i = P$

So
$$\frac{E_w}{E_i} = \frac{\text{Adiabatic elasticity}}{\text{Isothermal elasticity}} = \frac{\chi P}{P} = \chi$$

i.e. the ratio of two elasticities of gases is equal to the ratio of two specific heats.

(8) **Work done in adiabatic process**

$$W = \int_{V_i}^{V_f} P dV = \int_{V_i}^{V_f} \frac{K}{V^\chi} dV \quad \left[\text{As } \left(P = \frac{K}{V^\chi} \right) \right]$$

or
$$= \frac{1}{[1-\chi]} \left[\frac{K}{V_f^{\chi-1}} - \frac{K}{V_i^{\chi-1}} \right] \quad \left[\text{As } \int V^{-\chi} dV = \frac{V^{-\chi+1}}{(-\chi+1)} \right]$$

or
$$= \frac{[P_f V_f - P_i V_i]}{(1-\chi)} \quad [\text{As } K = PV^\chi = P_f V_f^\chi = P_i V_i^\chi]$$

or
$$= \frac{-R}{(1-\chi)} [T_f - T_i] \quad [\text{As } P_f V_f = -RT_f \text{ and } P_i V_i = -RT_i]$$

So
$$= \frac{[P_i V_i - P_f V_f]}{(\chi - 1)} = \frac{-R(T_i - T_f)}{(\chi - 1)}$$

(9) **Free expansion** : Free expansion is adiabatic process in which no work is performed on or by the system. Consider two vessels placed in a system which is enclosed with thermal insulation (asbestos-covered). One vessel contains a gas and the other is evacuated. The two vessels are connected by a stopcock. When suddenly the stopcock is opened, the gas rushes into the evacuated vessel and expands freely. The process is adiabatic as the vessels are placed in thermal insulating system ($dQ = 0$) moreover, the walls of the vessel are rigid and hence no external work is performed ($dW = 0$).

Now according to the first law of thermodynamics $dU = 0$

If U_i and U_f be the initial and final internal energies of the gas

then
$$U_f - U_i = 0 \quad [\text{As } U_f = U_i]$$

Thus the final and initial energies are equal in free expansion.

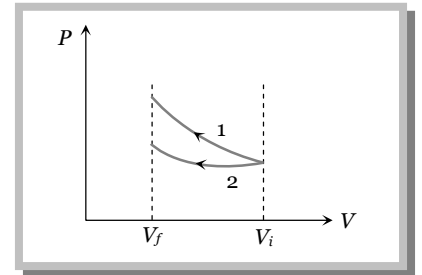
(10) **Special cases of adiabatic process**

$$PV^x = \text{constant} \quad \therefore P \propto \frac{1}{V^x}, \quad PT^{\frac{x}{1-x}} = \text{constant} \quad \therefore P \propto T^{\frac{x}{x-1}} \quad \text{and} \quad TV^{x-1} = \text{constant} \quad \therefore T \propto \frac{1}{V^{x-1}}$$

Type of gas	$P \propto \frac{1}{V^x}$	$P \propto T^{\frac{x}{x-1}}$	$T \propto \frac{1}{V^{x-1}}$
Monoatomic $x = 5/3$	$P \propto \frac{1}{V^{5/3}}$	$P \propto T^{5/2}$	$T \propto \frac{1}{V^{2/3}}$
Diatomic $x = 7/5$	$P \propto \frac{1}{V^{7/5}}$	$P \propto T^{7/2}$	$T \propto \frac{1}{V^{2/5}}$
Polyatomic $x = 4/3$	$P \propto \frac{1}{V^{4/3}}$	$P \propto T^4$	$T \propto \frac{1}{V^{1/3}}$

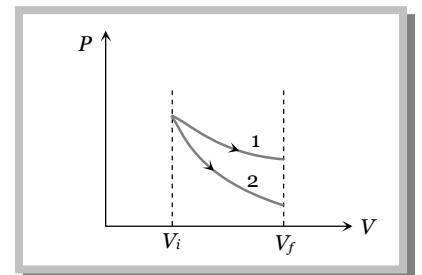
(11) Comparison between isothermal and adiabatic process

(i) **Compression** : If a gas is compressed isothermally and adiabatically from volume V_i to V_f then from the slope of the graph it is clear that graph 1 represents adiabatic process where as graph 2 represent isothermal process.



Work done	$W_{\text{adiabatic}} > W_{\text{isothermal}}$
Final pressure	$P_{\text{adiabatic}} > P_{\text{isothermal}}$
Final temperature	$T_{\text{adiabatic}} > T_{\text{isothermal}}$

(ii) **Expansion** : If a gas expands isothermally and adiabatically from volume V_i to V_f then from the slope of the graph it is clear that graph 1 represent isothermal process, graph 2 represent adiabatic process.



Work done	$W_{\text{isothermal}} > W_{\text{adiabatic}}$
Final pressure	$P_{\text{isothermal}} > P_{\text{adiabatic}}$
Final temperature	$T_{\text{isothermal}} > T_{\text{adiabatic}}$

Sample problems based on Adiabatic process

Problem 28. During an adiabatic process, the pressure of a gas is found to be proportional to the cube of its absolute temperature. The ratio C_p / C_v for the gas is

- (a) $\frac{3}{2}$ (b) $\frac{4}{3}$ (c) 2 (d) $\frac{5}{3}$

Solution : (a) Given $P \propto T^3$. But for adiabatic process $P \propto T^{\frac{x}{x-1}}$. So, $\frac{x}{x-1} = 3 \Rightarrow x = \frac{3}{2} \Rightarrow \frac{C_p}{C_v} = \frac{3}{2}$

Problem 29. An ideal gas at 27°C is compressed adiabatically to $\frac{8}{27}$ of its original volume. If $x = \frac{5}{3}$, then the rise in temperature is

- (a) 450 K (b) 375 K (c) 225 K (d) 405 K

18 Thermodynamic Processes

Solution : (b) For an adiabatic process $TV^{\chi-1} = \text{constant}$

$$\therefore \frac{T_1}{T_2} = \left[\frac{V_2}{V_1} \right]^{\chi-1} \Rightarrow T_2 = T_1 \left[\frac{V_1}{V_2} \right]^{\chi-1} = 300 \left[\frac{27}{8} \right]^{\frac{5}{3}-1} = 300 \left[\frac{27}{8} \right]^{2/3} = 675 \text{ K} \Rightarrow \Delta T = 675 - 300 = 375 \text{ K}$$

Problem 30. If $\chi = 2.5$ and volume is equal to $1/8$ times to the initial volume then pressure P' is equal to (initial pressure = P)

- (a) $P' = P$ (b) $P' = 2P$ (c) $P' = P \times (2)^{15/2}$ (d) $P' = 7P$

Solution : (c) For an adiabatic process $PV^{\chi} = \text{constant} \Rightarrow \frac{P_2}{P_1} = \left[\frac{V_1}{V_2} \right]^{\chi} \Rightarrow \frac{P'}{P} = 8^{5/2} \Rightarrow P' = P \times (2)^{15/2}$

Problem 31. In adiabatic expansion of a gas

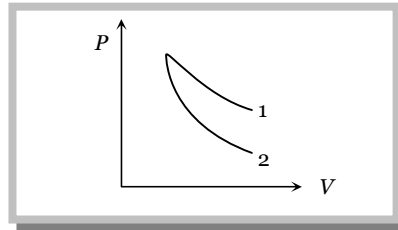
- (a) Its pressure increases (b) Its temperature falls
(c) Its density decreases (d) Its thermal energy increases

Solution : (b) $\Delta Q = \Delta U + \Delta W$, In an adiabatic process $\Delta Q = 0 \therefore -\Delta U = \Delta W$

In expansion $\Delta W = \text{positive} \therefore \Delta U = \text{negative}$. Hence internal energy *i.e.* temperature decreases.

Problem 32. P - V plots for two gases during adiabatic process are shown in the figure. Plots 1 and 2 should correspond respectively to

- (a) He and O_2
(b) O_2 and He
(c) He and Ar
(d) O_2 and N_2



Solution : (b) Slope of adiabatic curve $\propto \chi \propto \frac{1}{\text{Atomicity of the gas}}$. So χ is inversely proportional to atomicity of the gas.

[As $\chi = 1.66$ for monoatomic gas, $\chi = 1.4$ for diatomic gas and $\chi = 1.33$ for triatomic non-linear gas.]

From the graph it is clear that slope of the curve 1 is less so this should be adiabatic curve for diatomic gas (*i.e.* O_2).

Similarly slope of the curve 2 is more so it should be adiabatic curve for monoatomic gas (*i.e.* He).

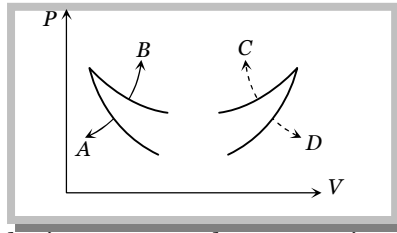
Problem 33. A monoatomic ideal gas, initially at temperature T_1 , is enclosed in a cylinder fitted with a frictionless piston. The gas is allowed to expand adiabatically to a temperature T_2 by releasing the piston suddenly. If L_1 and L_2 are the lengths of the gas column before and after expansion respectively, then T_1 / T_2 is given by

- (a) $\left(\frac{L_1}{L_2} \right)^{2/3}$ (b) $\frac{L_1}{L_2}$ (c) $\frac{L_2}{L_1}$ (d) $\left(\frac{L_2}{L_1} \right)^{2/3}$

Solution : (d) For an adiabatic process $T_1 V_1^{\chi-1} = T_2 V_2^{\chi-1} \Rightarrow \frac{T_1}{T_2} = \left[\frac{V_2}{V_1} \right]^{\chi-1} = \left[\frac{L_2 A}{L_1 A} \right]^{5/3-1} = \left[\frac{L_2}{L_1} \right]^{2/3}$.

Problem 34. Four curves A, B, C and D are drawn in the adjoining figure for a given amount of gas. The curves which represent adiabatic and isothermal changes are

- (a) C and D respectively
- (b) D and C respectively
- (c) A and B respectively
- (d) B and A respectively



Solution : (c) As we know that slope of isothermal and adiabatic curves are always negative and slope of adiabatic curve is always greater than that of isothermal curve so is the given graph curve A and curve B represents adiabatic and isothermal changes respectively.

Problem 35. A thermally insulated container is divided into two parts by a screen. In one part the pressure and temperature are P and T for an ideal gas filled. In the second part it is vacuum. If now a small hole is created in the screen, then the temperature of the gas will

- (a) Decrease
- (b) Increase
- (c) Remain same
- (d) None of these

Solution : (c) In second part there is a vacuum i.e. $P = 0$. So work done in expansion = $P\Delta V = 0$

Problem 36. Two samples A and B of a gas initially at the same pressure and temperature are compressed from volume V to $V/2$ (A isothermally and B adiabatically). The final pressure of A is

- (a) Greater than the final pressure of B
- (b) Equal to the final pressure of B
- (c) Less than the final pressure of B
- (d) Twice the final pressure of B

Solution : (c) For isothermal process $P_1V = P_2' \frac{V}{2} \Rightarrow P_2' = 2P_1$ (i)

For adiabatic process $P_1V^\alpha = P_2 \left(\frac{V}{2}\right)^\alpha \Rightarrow P_2 = 2^\alpha P_1$ (ii)

Since $\alpha > 1$. Therefore $P_2 > P_2'$

Problem 37. A gas has pressure P and volume V . It is now compressed adiabatically to $\frac{1}{32}$ times the original volume. If

$(32)^{1.4} = 128$, the final pressure is

- (a) $32P$
- (b) $128P$
- (c) $\frac{P}{128}$
- (d) $\frac{P}{32}$

Solution : (b) For an adiabatic process $P_1V_1^\alpha = P_2V_2^\alpha \Rightarrow \frac{P_2}{P_1} = \left(\frac{V_1}{V_2}\right)^\alpha = \left(\frac{V}{V/32}\right)^{1.4} = (32)^{1.4} = 128$

\therefore Final pressure = $128P$.

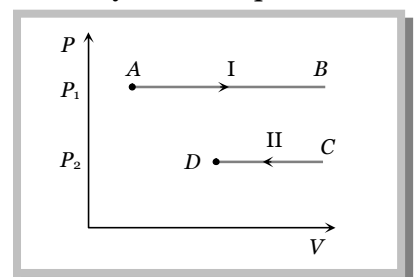
13.8 Isobaric Process

When a thermodynamic system undergoes a physical change in such a way that its pressure remains constant, then the change is known as isobaric process.

In this process V and T changes but P remains constant. Hence Charles's law is obeyed in this process.

(1) **Equation of state :** From ideal gas equation $PV = \sim RT$

If pressure remains constant $V \propto T$ or $\frac{V_1}{T_1} = \frac{V_2}{T_2} = \text{constant}$



(2) **Indicator diagram** : Graph I represent isobaric expansion, graph II represent isobaric compression.

Slope of indicator diagram $\frac{dP}{dV} = 0$

(3) **Specific heat** : Specific heat of gas during isobaric process $C_p = \left(\frac{f}{2} + 1\right)R$

(4) **Bulk modulus of elasticity** : $K = \frac{\Delta P}{-\Delta V/V} = 0$ [As $\Delta P = 0$]

(5) **Work done in isobaric process** : $\Delta W = \int_{V_i}^{V_f} P dV = P \int_{V_i}^{V_f} dV = P[V_f - V_i]$ [As $P =$ constant]

$$\therefore \Delta W = P(V_f - V_i) = \sim R[T_f - T_i] = \sim R \Delta T$$

(6) **FLTD in isobaric process** : $\Delta U = \sim C_v \Delta T = \sim \frac{R}{(\gamma - 1)} \Delta T$ and $\Delta W = \sim R \Delta T$

From FLTD $\Delta Q = \Delta U + \Delta W$

$$\therefore \Delta Q = \sim \frac{R}{(\gamma - 1)} \Delta T + \sim R \Delta T = \sim R \Delta T \left[\frac{1}{\gamma - 1} + 1 \right] = \sim R \Delta T \frac{\gamma}{\gamma - 1} = \sim \left(\frac{\gamma}{\gamma - 1} \right) R \Delta T$$

$$\Delta Q = \sim C_p \Delta T$$

(7) **Examples of isobaric process**

(i) Conversion of water into vapour phase (boiling process) :

When water gets converted into vapour phase, then its volume increases. Hence some part of absorbed heat is used up to increase the volume against external pressure and remaining amount of heat is used up to increase the internal potential energy of the molecules (because interatomic forces of attraction takes place between the molecules of system and when the distance between them increases, then its potential energy increases. It must be noted that during change of state since temperature remains constant, hence there will be no increase in internal kinetic energy of the molecules).

From first law of thermodynamics $\Delta Q = \Delta U + \Delta W = \Delta U_K + \Delta U_p + \Delta W = 0 + \Delta U_p + P\Delta V$

$$\therefore \Delta U_p = \Delta Q - P[V_f - V_i]$$

$$\text{or } \Delta U_p = mL - P[V_f - V_i] \quad [\text{As } \Delta Q = mL]$$

(ii) Conversion of ice into water

$$\Delta Q = \Delta U + \Delta W = \Delta U_p + \Delta U_K + \Delta W$$

$$mL = \Delta U_p + 0 + P[V_f - V_i] \quad [\Delta U_K = 0 \text{ as there is no change in temperature}]$$

$$\Delta U_p = mL \quad [\text{when ice convert into water then change in volume is negligible}]$$

Note : \square In isobaric compression, temperature increases and internal energy flows out in the form of heat energy, while in isobaric expansion, temperature increases and heat flows into the system.

\square Isobaric expansion of the volume of a gas is given by $V_t = V_0(1 + \gamma \nu t)$

where $\alpha_v = \frac{1}{273} \text{ per } ^\circ\text{C}$ = coefficient of volume expansion.

Sample problems based on Isobaric process

Problem 38. 1 cm^3 of water at its boiling point absorbs 540 calories of heat to become steam with a volume of 1671 cm^3 . If the atmospheric pressure is $1.013 \times 10^5 \text{ N/m}^2$ and the mechanical equivalent of heat = 4.19 J/calorie, the energy spent in this process in overcoming intermolecular forces is

- (a) 540 calorie (b) 40 calorie (c) 500 calorie (d) Zero

Solution : (c) Energy spent in overcoming inter molecular forces $\Delta U = \Delta Q - \Delta W$

$$= \Delta Q - P(V_2 - V_1) = 540 - \frac{1.013 \times 10^5 (1671 - 1) \times 10^{-6}}{4.2} \approx 500 \text{ calorie}$$

Problem 39. A gas expands 0.25 m^3 at constant pressure 10^3 N/m^2 , the work done is

- (a) 2.5 ergs (b) 250 J (c) 250 W (d) 250 N

Solution : (b) As we know, work done = $P\Delta V = 10^3 \times 0.25 = 250 \text{ J}$

Problem 40. 5 mole of hydrogen gas is heated from 30°C to 60°C at constant pressure. Heat given to the gas is (given $R = 2 \text{ cal/mole degree}$)

- (a) 750 calorie (b) 630 calorie (c) 1050 calorie (d) 1470 calorie

Solution : (c) $(\Delta Q)_p = n C_p \Delta T = n \left(\frac{\gamma}{\gamma - 1} \right) R \Delta T$

$$\therefore (\Delta Q)_p = 5 \times \left(\frac{\frac{7}{5}}{\frac{7}{5} - 1} \right) \times 2 \times 30 = 5 \times 2 \times \frac{7}{5} \times \frac{5}{2} \times 30 = 1050 \text{ calorie} \quad [\text{As } n = 5 \text{ mole and } \gamma = \frac{7}{5} \text{ for } H_2]$$

Problem 41. The latent heat of vaporisation of water is 2240 J/gm . If the work done in the process of expansion of 1 g is 168 J , then increase in internal energy is

- (a) 2408 J (b) 2240 J (c) 2072 J (d) 1904 J

Solution : (c) $\Delta Q = \Delta U + \Delta W \Rightarrow 2240 = \Delta U + 168 \Rightarrow \Delta U = 2072 \text{ J}$

Problem 42. When an ideal gas ($\gamma = 5/3$) is heated under constant pressure, then what percentage of given heat energy will be utilised in doing external work

- (a) 40% (b) 30% (c) 60% (d) 20%

Solution : (a) $\frac{\Delta W}{\Delta Q} = \frac{\Delta Q - \Delta U}{\Delta Q} = \frac{C_p - C_v}{C_p} = 1 - \frac{1}{\gamma} = 1 - \frac{1}{1 - \frac{5}{3}} = \frac{2}{5}$

i.e. percentage energy utilised in doing external work = $\frac{2}{5} \times 100 = 40\%$.

Problem 43. At 100°C the volume of 1 kg of water is 10^{-3} m^3 and volume of 1 kg of steam at normal pressure is 1.671 m^3 . The latent heat of steam is $2.3 \times 10^6 \text{ J/kg}$ and the normal pressure is 10^5 N/m^2 . If 5 kg of water at 100°C is converted into steam, the increase in the internal energy of water in this process will be

- (a) $8.35 \times 10^5 \text{ J}$ (b) $10.66 \times 10^6 \text{ J}$ (c) $11.5 \times 10^6 \text{ J}$ (d) Zero

22 Thermodynamic Processes

Solution : (b) Heat required to convert 5 kg of water into steam $\Delta Q = mL = 5 \times 2.3 \times 10^6 = 11.5 \times 10^6 \text{ J}$

Work done in expanding volume, $\Delta W = P\Delta V = 5 \times 10^5 [1.671 - 10^{-3}] = 0.835 \times 10^6 \text{ J}$

Now by first law of thermodynamics $\Delta U = \Delta Q - \Delta W \Rightarrow \Delta U = 11.5 \times 10^6 - 0.835 \times 10^6 = 10.66 \times 10^6 \text{ J}$

13.9 Isochoric or Isometric Process

When a thermodynamic process undergoes a physical change in such a way that its volume remains constant, then the change is known as isochoric process.

In this process P and T changes but $V = \text{constant}$. Hence Gay-lussac's law is obeyed in this process.

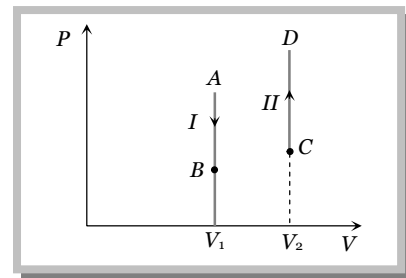
(1) Equation of state

From ideal gas equation $PV = nRT$

If volume remains constant $P \propto T$ or $\frac{P_1}{T_1} = \frac{P_2}{T_2} = \text{constant}$

(2) **Indicator diagram :** Graph I and II represent isometric decrease in pressure at volume V_1 and isometric increase in pressure at volume V_2

respectively and slope of indicator diagram $\frac{dP}{dV} = \infty$



(3) **Specific heat :** Specific heat of gas during isochoric process $C_V = \frac{f}{2} R$

(4) **Bulk modulus of elasticity :** $K = \frac{\Delta P}{-\Delta V / V} = \frac{\Delta P}{0} = \infty$

(5) **Work done in isochoric process :** $\Delta W = P\Delta V = P[V_f - V_i]$ [As $V = 0$]

$\therefore \Delta W = 0$

(6) **FLTD in isochoric process :** $\Delta Q = \Delta U + \Delta W = \Delta U$ [As $\Delta W = 0$]

$$\Delta Q = n C_V \Delta T = n \frac{R}{\gamma - 1} \Delta T = \frac{P_f V_f - P_i V_i}{\gamma - 1}$$

Note : □ Isometric expansion of the pressure of a gas is given by $P_t = P_0(1 + \alpha_p t)$

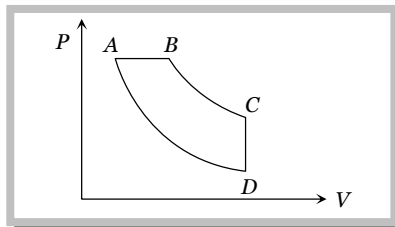
where $\alpha_p = \left(\frac{1}{273}\right) \text{ per } ^\circ\text{C} = \text{coefficient of pressure expansion.}$

Sample problems based on Isochoric process

Problem 44. In pressure-volume diagram given below, the isochoric, isothermal, and isobaric parts respectively, are

(a) BA, AD, DC

(b) DC, CB, BA



(c) AB, BC, CD (d) CD, DA, AB

Solution : (d) Process CD is isochoric as volume is constant, Process DA is isothermal as temperature constant and Process AB is isobaric as pressure is constant.

Problem 45. Molar specific heat of oxygen at constant pressure $C_p = 7.2 \text{ cal/mol/}^\circ\text{C}$ and $R = 8.3 \text{ J/mol/K}$. At constant volume, 5 mol of oxygen is heated from 10°C to 20°C , the quantity of heat required is approximately

(a) 25 cal

(b) 50 cal

(c) 250 cal

(d) 500 cal

Solution : (c) By Mayer's formula $C_v = C_p - R = 7.2 - 2 \approx 5 \text{ cal/mol}^\circ\text{C}$

At constant volume $\Delta Q = n c_v \Delta T = 5 \times 5 \times 10 = 250 \text{ cal}$

13.10 Reversible and Irreversible Process

(1) **Reversible process :** A reversible process is one which can be reversed in such a way that all changes occurring in the direct process are exactly repeated in the opposite order and inverse sense and no change is left in any of the bodies taking part in the process or in the surroundings. For example if heat is absorbed in the direct process, the same amount of heat should be given out in the reverse process, if work is done on the working substance in the direct process then the same amount of work should be done by the working substance in the reverse process. The conditions for reversibility are

- (i) There must be complete absence of dissipative forces such as friction, viscosity, electric resistance etc.
- (ii) The direct and reverse processes must take place infinitely slowly.
- (iii) The temperature of the system must not differ appreciably from its surroundings.

Some examples of reversible process are

- (a) All isothermal and adiabatic changes are reversible if they are performed very slowly.
- (b) When a certain amount of heat is absorbed by ice, it melts. If the same amount of heat is removed from it, the water formed in the direct process will be converted into ice.
- (c) An extremely slow extension or contraction of a spring without setting up oscillations.
- (d) When a perfectly elastic ball falls from some height on a perfectly elastic horizontal plane, the ball rises to the initial height.
- (e) If the resistance of a thermocouple is negligible there will be no heat produced due to Joule's heating effect. In such a case heating or cooling is reversible. At a junction where a cooling effect is produced due to Peltier effect when current flows in one direction and equal heating effect is produced when the current is reversed.
- (f) Very slow evaporation or condensation.

It should be remembered that the conditions mentioned for a reversible process can never be realised in practice. Hence, a reversible process is only an ideal concept. In actual process, there is always loss of heat due to friction, conduction, radiation etc.

(2) **Irreversible process :** Any process which is not reversible exactly is an irreversible process. All natural processes such as conduction, radiation, radioactive decay etc. are irreversible. All practical processes such as free expansion, Joule-Thomson expansion, electrical heating of a wire are also irreversible. Some examples of irreversible processes are given below

24 Thermodynamic Processes

(i) When a steel ball is allowed to fall on an inelastic lead sheet, its kinetic energy changes into heat energy by friction. The heat energy raises the temperature of lead sheet. No reverse transformation of heat energy occurs.

(ii) The sudden and fast stretching of a spring may produce vibrations in it. Now a part of the energy is dissipated. This is the case of irreversible process.

(iii) Sudden expansion or contraction and rapid evaporation or condensation are examples of irreversible processes.

(iv) Produced by the passage of an electric current through a resistance is irreversible.

(v) Heat transfer between bodies at different temperatures is also irreversible.

(vi) Joule-Thomson effect is irreversible because on reversing the flow of gas a similar cooling or heating effect is not observed.

13.11 Cyclic and Non-cyclic Process

A cyclic process consists of a series of changes which return the system back to its initial state.

In non-cyclic process the series of changes involved do not return the system back to its initial state.

(1) In case of cyclic process as $U_f = U_i$

$\therefore \Delta U = U_f - U_i = 0$ i.e. change in internal energy for cyclic process is zero and also $\Delta U \propto \Delta T$

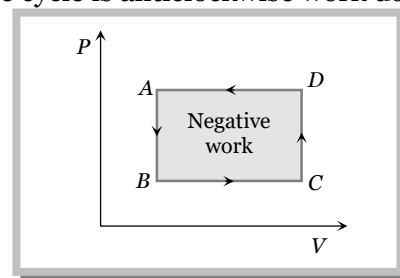
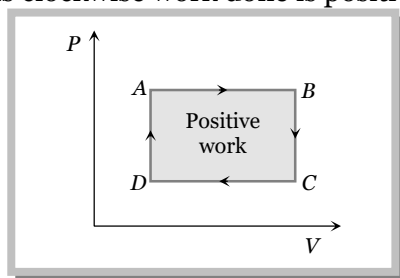
$\therefore \Delta T = 0$ i.e. temperature of system remains constant.

(2) From first law of thermodynamics $\Delta Q = \Delta U + \Delta W$

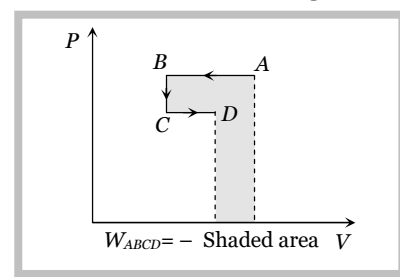
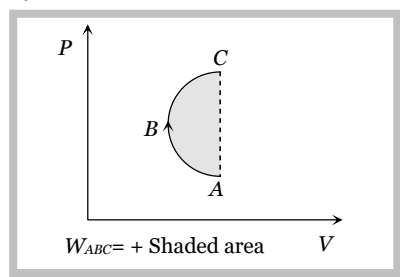
$\Delta Q = \Delta W$ i.e. heat supplied is equal to the work done by the system. [As $\Delta U = 0$]

(3) For cyclic process P - V graph is a closed curve and area enclosed by the closed path represents the work done.

If the cycle is clockwise work done is positive and if the cycle is anticlockwise work done is negative.

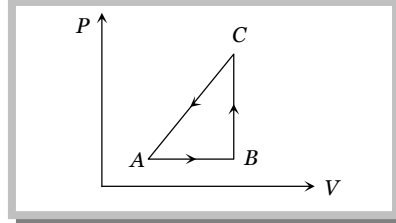


(4) Work done in non cyclic process depends upon the path chosen or the series of changes involved and can be calculated by the area covered between the curve and volume axis on PV diagram.



Sample problems based on Cyclic and non-cyclic process

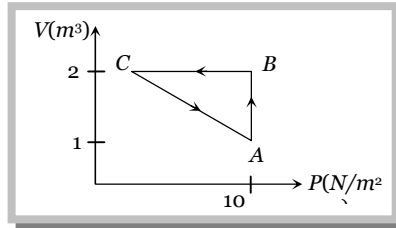
Problem 46. The P - V diagram of a system undergoing thermodynamic transformation is shown in figure. The work done on the system in going from $A \rightarrow B \rightarrow C$ is 50 J and 20 cal heat is given to the system. The change in internal energy between A and C is



- (a) 34 J
- (b) 70 J
- (c) 84 J
- (d) 134 J

Solution : (d) Heat given $\Delta Q = 20\text{ cal} = 20 \times 4.2 = 84\text{ J}$. Work done $\Delta W = -50\text{ J}$ [As process is anticlockwise]
 By first law of thermodynamics $\Rightarrow \Delta U = \Delta Q - \Delta W = 84 - (-50) = 134\text{ J}$

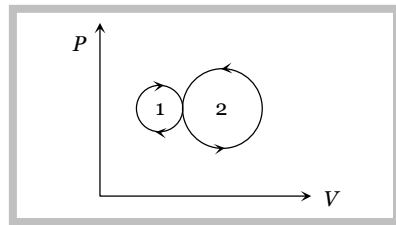
Problem 47. An ideal gas is taken through the cycle $A \rightarrow B \rightarrow C \rightarrow A$, as shown in the figure. If the net heat supplied to the gas in the cycle is 5 J , the work done by the gas in the process $C \rightarrow A$ is



- (a) -5 J
- (b) -10 J
- (c) -15 J
- (d) -20 J

Solution : (a) For a cyclic process. Total work done $= W_{AB} + W_{BC} + W_{CA}$
 $\Rightarrow \frac{1}{2} \times 1.0 \times 10 = 10 \times (2 - 1) + 0 + W_{CA}$ [$W_{BC} = 0$ since there is no change in volume along BC]
 $\Rightarrow 5\text{ J} = 10\text{ J} + W_{CA} \Rightarrow W_{CA} = -5\text{ J}$

Problem 48. In the following indicator diagram, the net amount of work done will be

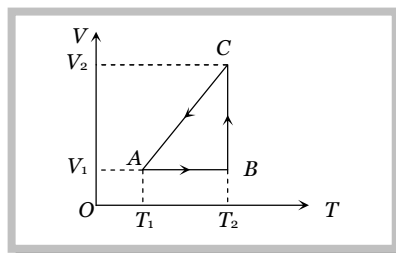


- (a) Positive
- (b) Negative
- (c) Zero
- (d) Infinity

Solution : (b) Work done during process 1 is positive while during process 2 it is negative. Because process 1 is clockwise while process 2 is anticlockwise. But area enclosed by P - V graph (*i.e.* work done) in process 1 is smaller so, net work done will be negative.

Problem 49. A cyclic process for 1 mole of an ideal gas is shown in figure in the V - T , diagram. The work done in AB , BC and CA respectively

- (a) $0, RT_2 \ln\left(\frac{V_1}{V_2}\right), R(T_1 - T_2)$
- (b) $R(T_1 - T_2), 0, RT_1 \ln\frac{V_1}{V_2}$
- (c) $0, RT_2 \ln\left(\frac{V_2}{V_1}\right), R(T_1 - T_2)$
- (d) $0, RT_2 \ln\left(\frac{V_2}{V_1}\right), R(T_2 - T_1)$



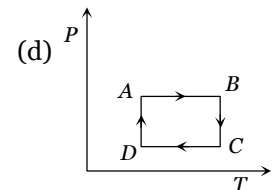
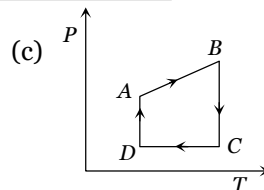
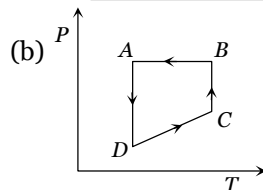
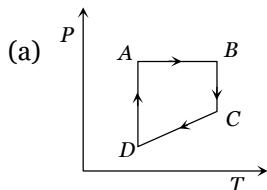
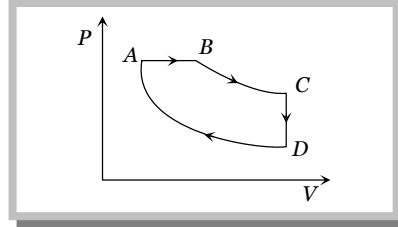
Solution : (c) Process AB is isochoric, $\therefore W_{AB} = P \Delta V = 0$

26 Thermodynamic Processes

Process BC is isothermal $\therefore W_{BC} = RT_2 \cdot \ln\left(\frac{V_2}{V_1}\right)$

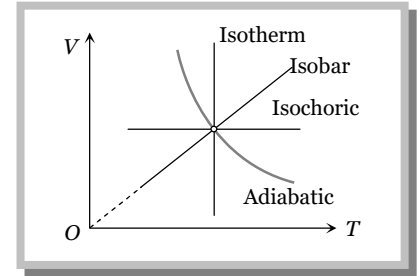
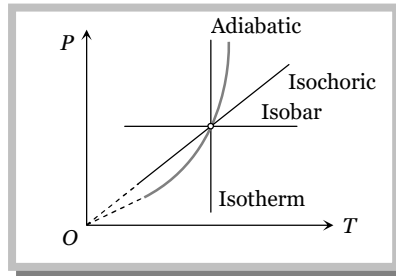
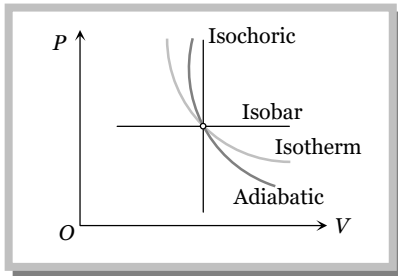
Process CA is isobaric $\therefore W_{CA} = P\Delta V = R\Delta T = R(T_2 - T_1)$

Problem 50. A cyclic process $ABCD$ is shown in the figure P - V diagram. Which of the following curves represent the same process



Solution : (a) AB is isobaric process, BC is isothermal process, CD is isometric process and DA is isothermal process. These processes are correctly represented by graph (a).

13.12 Graphical Representation of Various Processes



13.13 Heat Engine

Heat engine is a device which converts heat into work continuously through a cyclic process.

The essential parts of a heat engine are

Source : It is a reservoir of heat at high temperature and infinite thermal capacity. Any amount of heat can be extracted from it.

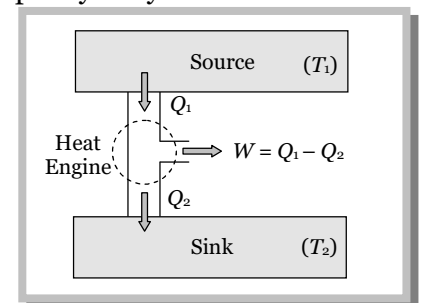
Working substance : Steam, petrol *etc.*

Sink : It is a reservoir of heat at low temperature and infinite thermal capacity. Any amount of heat can be given to the sink.

The working substance absorbs heat Q_1 from the source, does an amount of work W , returns the remaining amount of heat to the sink and comes back to its original state and there occurs no change in its internal energy.

By repeating the same cycle over and over again, work is continuously obtained.

The performance of heat engine is expressed by means of "efficiency" y which is defined as the ratio of useful work obtained from the engine to the heat supplied to it.



$$y = \frac{\text{Work done}}{\text{Heat input}} = \frac{W}{Q_1}$$

But by first law of thermodynamics for cyclic process $\Delta U = 0$. $\therefore \Delta Q = \Delta W$ so $W = Q_1 - Q_2$

$$\therefore y = \frac{Q_1 - Q_2}{Q_1} = 1 - \frac{Q_2}{Q_1}$$

A perfect heat engine is one which converts all heat into work *i.e.* $W = Q_1$ so that $Q_2 = 0$ and hence $y = 1$.

But practically efficiency of an engine is always less than 1.

13.14 Refrigerator or Heat Pump

A refrigerator or heat pump is basically a heat engine run in reverse direction.

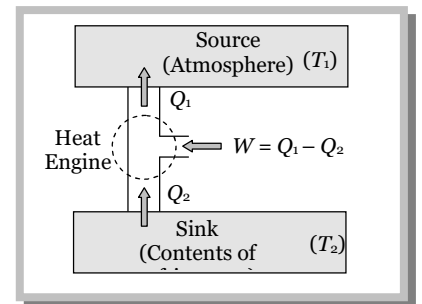
It essentially consists of three parts

Source : At higher temperature T_1 .

Working substance : It is called refrigerant liquid ammonia and freon works as a working substance.

Sink : At lower temperature T_2 .

The working substance takes heat Q_2 from a sink (contents of refrigerator) at lower temperature, has a net amount of work done W on it by an external agent (usually compressor of refrigerator) and gives out a larger amount of heat Q_1 to a hot body at temperature T_1 (usually atmosphere). Thus, it transfers heat from a cold to a hot body at the expense of mechanical energy supplied to it by an external agent. The cold body is thus cooled more and more.



The performance of a refrigerator is expressed by means of “coefficient of performance” s which is defined as the ratio of the heat extracted from the cold body to the work needed to transfer it to the hot body.

$$i.e. \quad s = \frac{\text{Heat extracted}}{\text{work done}} = \frac{Q_2}{W} = \frac{Q_2}{Q_1 - Q_2}$$

$$\therefore s = \frac{Q_2}{Q_1 - Q_2}$$

A perfect refrigerator is one which transfers heat from cold to hot body without doing work

i.e. $W = 0$ so that $Q_1 = Q_2$ and hence $s = \infty$

(1) Carnot refrigerator

$$\text{For Carnot refrigerator } \frac{Q_1}{Q_2} = \frac{T_1}{T_2} \quad \therefore \frac{Q_1 - Q_2}{Q_2} = \frac{T_1 - T_2}{T_2} \quad \text{or} \quad \frac{Q_2}{Q_1 - Q_2} = \frac{T_2}{T_1 - T_2}$$

$$\text{So coefficient of performance } s = \frac{T_2}{T_1 - T_2}$$

where T_1 = temperature of surrounding, T_2 = temperature of cold body

It is clear that $s = 0$ when $T_2 = 0$

i.e. the coefficient of performance will be zero if the cold body is at the temperature equal to absolute zero.

(2) Relation between coefficient of performance and efficiency of refrigerator

$$\text{We know } s = \frac{Q_2}{Q_1 - Q_2} \quad \text{or} \quad s = \frac{Q_2 / Q_1}{1 - Q_2 / Q_1} \quad \dots (i)$$

But the efficiency $y = 1 - \frac{Q_2}{Q_1}$ or $\frac{Q_2}{Q_1} = 1 - y$ (ii)

From (i) and (ii) we get $s = \frac{1-y}{y}$

13.15 Second Law of Thermodynamics

First law of thermodynamics merely explains the equivalence of work and heat. It does not explain why heat flows from bodies at higher temperatures to those at lower temperatures. It cannot tell us why the converse is possible. It cannot explain why the efficiency of a heat engine is always less than unity. It is also unable to explain why cool water on stirring gets hotter whereas there is no such effect on stirring warm water in a beaker. Second law of thermodynamics provides answers to these questions. Statement of this law is as follows

(1) **Clausius statement** : It is impossible for a self acting machine to transfer heat from a colder body to a hotter one without the aid of an external agency.

From Clausius statement it is clear that heat cannot flow from a body at low temperature to one at higher temperature unless work is done by an external agency. This statement is in fair agreement with our experiences in different branches of physics. For example, electrical current cannot flow from a conductor at lower electrostatic potential to that at higher potential unless an external work is done. Similarly, a body at a lower gravitational potential level cannot move up to higher level without work done by an external agency.

(2) **Kelvin's statement** : It is impossible for a body or system to perform continuous work by cooling it to a temperature lower than the temperature of the coldest one of its surroundings. A Carnot engine cannot work if the source and sink are at the same temperature because work done by the engine will result into cooling the source and heating the surroundings more and more.

(3) **Kelvin-Planck's statement** : It is impossible to design an engine that extracts heat and fully utilises into work without producing any other effect.

From this statement it is clear that any amount of heat can never be converted completely into work. It is essential for an engine to return some amount of heat to the sink. An engine essentially requires a source as well as sink. The efficiency of an engine is always less than unity because heat cannot be fully converted into work.

13.16 Carnot Engine

Carnot designed a theoretical engine which is free from all the defects of a practical engine. This engine cannot be realised in actual practice, however, this can be taken as a standard against which the performance of an actual engine can be judged.

It consists of the following parts

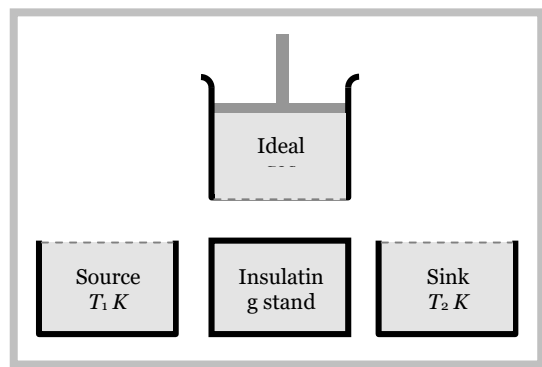
(i) A cylinder with perfectly non-conducting walls and a perfectly conducting base containing a perfect gas as working substance and fitted with a non-conducting frictionless piston

(ii) A source of infinite thermal capacity maintained at constant higher temperature T_1 .

(iii) A sink of infinite thermal capacity maintained at constant lower temperature T_2 .

(iv) A perfectly non-conducting stand for the cylinder.

(1) **Carnot cycle** : As the engine works, the working substance of the engine undergoes a cycle known as Carnot cycle. The Carnot cycle consists of the following four strokes



(i) First stroke (Isothermal expansion) (curve AB) :

The cylinder containing ideal gas as working substance allowed to expand slowly at this constant temperature T_1 .

Work done = Heat absorbed by the system

$$W_1 = Q_1 = \int_{V_1}^{V_2} P dV = RT_1 \log_e \left(\frac{V_2}{V_1} \right) = \text{Area ABGE}$$

ABGE

(ii) Second stroke (Adiabatic expansion) (curve BC) :

The cylinder is then placed on the non conducting stand and the gas is allowed to expand adiabatically till the temperature falls from T_1 to T_2 .

$$W_2 = \int_{V_2}^{V_3} P dV = \frac{R}{(\gamma - 1)} [T_1 - T_2] = \text{Area BCHG}$$

(iii) Third stroke (Isothermal compression) (curve CD) :

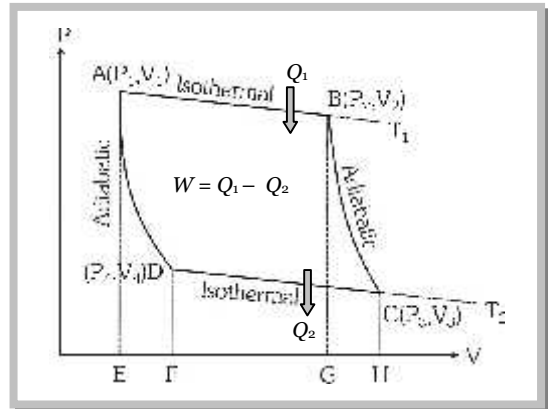
The cylinder is placed on the sink and the gas is compressed at constant temperature T_2 .

Work done = Heat released by the system

$$W_3 = Q_2 = - \int_{V_3}^{V_4} P dV = -RT_2 \log_e \frac{V_4}{V_3} = RT_2 \log_e \frac{V_3}{V_4} = \text{Area CDFH}$$

(iv) Fourth stroke (adiabatic compression) (curve DA) : Finally the cylinder is again placed on non-conducting stand and the compression is continued so that gas returns to its initial stage.

$$W_4 = - \int_{V_4}^{V_1} P dV = - \frac{R}{\gamma - 1} (T_2 - T_1) = \frac{R}{\gamma - 1} (T_1 - T_2) = \text{Area ADFE}$$



(2) **Efficiency of Carnot cycle** : The efficiency of engine is defined as the ratio of work done to the heat

supplied i.e. $y = \frac{\text{work done}}{\text{Heat input}} = \frac{W}{Q_1}$

Net work done during the complete cycle

$$W = W_1 + W_2 + (-W_3) + (-W_4) = W_1 - W_3 = \text{Area ABCD} \quad [\text{As } W_2 = W_4]$$

$$\therefore y = \frac{W}{Q_1} = \frac{W_1 - W_3}{W_1} = \frac{Q_1 - Q_2}{Q_1} = 1 - \frac{W_3}{W_1} = 1 - \frac{Q_2}{Q_1}$$

$$\text{or } y = 1 - \frac{RT_2 \log_e (V_3 / V_4)}{RT_1 \log_e (V_2 / V_1)}$$

$$\text{Since points } B \text{ and } C \text{ lie on same adiabatic curve } \therefore T_1 V_2^{\gamma-1} = T_2 V_3^{\gamma-1} \text{ or } \frac{T_1}{T_2} = \left(\frac{V_3}{V_2} \right)^{\gamma-1} \quad \dots(i)$$

$$\text{Also point } D \text{ and } A \text{ lie on the same adiabatic curve } \therefore T_1 V_1^{\gamma-1} = T_2 V_4^{\gamma-1} \text{ or } \frac{T_1}{T_2} = \left(\frac{V_4}{V_1} \right)^{\gamma-1} \quad \dots(ii)$$

From (i) and (ii) $\frac{V_3}{V_2} = \frac{V_4}{V_1}$ or $\frac{V_3}{V_4} = \frac{V_2}{V_1} \Rightarrow \log_e \left(\frac{V_3}{V_4} \right) = \log_e \left(\frac{V_2}{V_1} \right)$

So efficiency of Carnot engine $y = 1 - \frac{T_2}{T_1}$

(i) Efficiency of a heat engine depends only on temperatures of source and sink and is independent of all other factors.

(ii) All reversible heat engines working between same temperatures are equally efficient and no heat engine can be more efficient than Carnot engine (as it is ideal).

(iii) As on Kelvin scale, temperature can never be negative (as 0 K is defined as the lowest possible temperature) and T_1 and T_2 are finite, efficiency of a heat engine is always lesser than unity, i.e., whole of heat can never be converted into work which is in accordance with second law.

Note : □ The efficiency of an actual engine is much lesser than that of an ideal engine. Actually the practical efficiency of a steam engine is about (8-15)% while that of a petrol engine is 40%. The efficiency of a diesel engine is maximum and is about (50-55)%.

(3) **Carnot theorem :** The efficiency of Carnot's heat engine depends only on the temperature of source (T_1) and temperature of sink (T_2), i.e., $y = 1 - \frac{T_2}{T_1}$.

Carnot stated that no heat engine working between two given temperatures of source and sink can be more efficient than a perfectly reversible engine (Carnot engine) working between the same two temperatures. Carnot's reversible engine working between two given temperatures is considered to be the most efficient engine.

13.17 Difference Between Petrol Engine And Diesel Engine

Petrol engine	Diesel engine
(i) Working substance is a mixture of petrol vapour and air.	(i) Working substance in this engine is a mixture of diesel vapour and air.
(ii) Efficiency is smaller (~47%).	(ii) Efficiency is larger (~55%).
(iii) It works with a spark plug.	(iii) It works with an oil plug.
(iv) It is associated with the risk of explosion, because petrol vapour and air is compressed. So, low compression ratio is kept.	(iv) No risk of explosion, because only air is compressed. Hence compression ratio is kept large.
(v) Petrol vapour and air is created with spark plug.	Spray of diesel is obtained through the jet.

Sample problems based on Second law of thermodynamic

Problem 51. If the door of a refrigerator is kept open, then which of the following is true

- (a) Room is cooled
- (b) Room is heated
- (c) Room is either cooled or heated
- (d) Room is neither cooled nor heated

Solution : (b) In a refrigerator, the working substance takes heat Q_2 from the sink at lower temperature T_2 and gives out a larger amount of heat Q_1 to a hot body at higher temperature T_1 . Therefore the room gets heated if the door of a refrigerator is kept open.

Problem 52. The coefficient of performance of a Carnot refrigerator working between 30°C and 0°C is

- (a) 10 (b) 1 (c) 9 (d) 0

Solution : (c) Coefficient of performance of a Carnot refrigerator working between 30°C and 0°C is

$$s = \frac{T_2}{T_1 - T_2} = \frac{273^{\circ}\text{C}}{303^{\circ}\text{C} - 273^{\circ}\text{C}} = \frac{273^{\circ}\text{C}}{30^{\circ}\text{C}} \approx 9$$

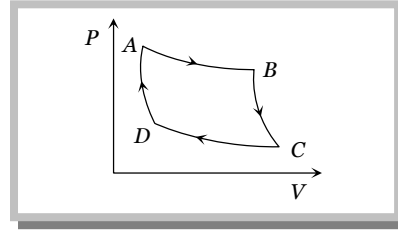
Problem 53. A Carnot engine working between 300 K and 600 K has work output of 800 J per cycle. What is amount of heat energy supplied to the engine from source per cycle

- (a) 1800 J/cycle (b) 1000 J/cycle (c) 2000 J/cycle (d) 1600 J/cycle

Solution : (d) Efficiency of Carnot engine $y = \frac{T_1 - T_2}{T_1} = \frac{600 - 300}{600} = \frac{1}{2}$

$$\text{Again } y = \frac{\text{Work done}}{\text{Heat input}} \therefore \text{Heat input} = \frac{\text{Work done}}{y} = \frac{800}{1/2} = 1600\text{ J.}$$

Problem 54. Carnot cycle (reversible) of a gas represented by a Pressure-Volume curve is shown in the diagram



Consider the following statements

- I. Area $ABCD =$ Work done on the gas
 II. Area $ABCD =$ Net heat absorbed
 III. Change in the internal energy in cycle $= 0$

Which of these are correct

- (a) I only (b) II only (c) II and III (d) I, II and III

Solution : (c) Work done by the gas (as cyclic process is clockwise) $\therefore \Delta W = \text{Area } ABCD$

So from the first law of thermodynamics ΔQ (net heat absorbed) $= \Delta W = \text{Area } ABCD$

As change in internal energy in cycle $\Delta U = 0$.

Problem 55. A Carnot engine takes 103 kcal of heat from a reservoir at 627°C and exhausts it to a sink at 27°C . The efficiency of the engine will be

- (a) 22.2% (b) 33.3% (c) 44.4% (d) 66.6%

Solution : (d) Efficiency of Carnot engine $= \frac{T_1 - T_2}{T_1} = \frac{900 - 300}{900} = \frac{6}{9}$ or 66.6%.

13.18 Entropy

Entropy is a measure of disorder of molecular motion of a system. Greater is the disorder, greater is the entropy.

The change in entropy *i.e.* $dS = \frac{\text{Heat absorbed by system}}{\text{Absolute temperature}}$ or $dS = \frac{dQ}{T}$

The relation is called the mathematical form of Second Law of Thermodynamics.

Important points

(1) For solids and liquids

(i) When heat given to a substance changes its state at constant temperature, then change in entropy

$$dS = \frac{dQ}{T} = \pm \frac{mL}{T}$$

where positive sign refers to heat absorption and negative sign to heat evolution.

(ii) When heat given to a substance raises its temperature from T_1 to T_2 , then change in entropy

$$dS = \int \frac{dQ}{T} = \int_{T_1}^{T_2} mc \frac{dT}{T} = mc \log_e \left(\frac{T_2}{T_1} \right)$$

$$\Rightarrow \Delta S = 2.303 mc \log_e \left(\frac{T_2}{T_1} \right).$$

(2) **For a perfect gas** : Perfect gas equation for n moles is $PV = nRT$

$$\Delta S = \int \frac{dQ}{T} = \int \frac{nC_V dT + P dV}{T} \quad [\text{As } dQ = dU + dW]$$

$$\Rightarrow \Delta S = \int \frac{nC_V dT + \frac{nRT}{V} dV}{T} = nC_V \int_{T_1}^{T_2} \frac{dT}{T} + nR \int_{V_1}^{V_2} \frac{dV}{V} \quad [\text{As } PV = nRT]$$

$$\therefore \Delta S = nC_V \log_e \left(\frac{T_2}{T_1} \right) + nR \log_e \left(\frac{V_2}{V_1} \right)$$

Similarly in terms of T and P $\Delta S = nC_P \log_e \left(\frac{T_2}{T_1} \right) - nR \log_e \left(\frac{P_2}{P_1} \right)$

and in terms of P and V $\Delta S = nC_V \log_e \left(\frac{P_2}{P_1} \right) + nC_P \log_e \left(\frac{V_2}{V_1} \right)$

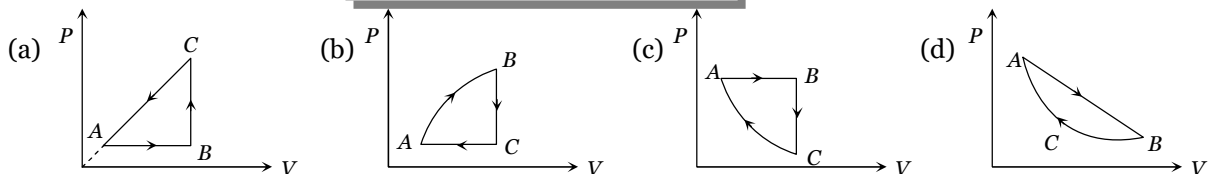
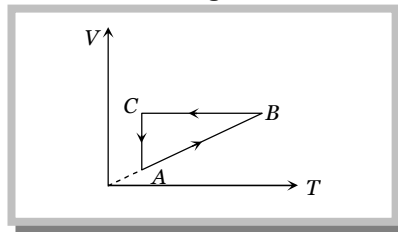
Sample problems Miscellaneous

Problem 56. An ideal gas expands in such a manner that its pressure and volume can be related by equation $PV^2 = \text{constant}$. During this process, the gas is

- (a) Heated (b) Cooled
(c) Neither heated nor cooled (d) First heated and then cooled

Solution : (b) For an adiabatic expansion $PV^\gamma = \text{constant}$ and for the given process $PV^2 = \text{constant}$
 \therefore It is also an adiabatic expansion and during adiabatic expansion the gas is cooled.

Problem 57. A cyclic process $ABCA$ is shown in the V - T diagram. Process on the P - V diagram is



Solution : (c) From the given VT diagram, we can see that

In process AB , $V \propto T \therefore$ Pressure is constant (As quantity of the gas remains same)

In process BC , $V = \text{constant}$ and in process CA , $T = \text{constant}$

\therefore These processes are correctly represented on PV diagram by graph (c).

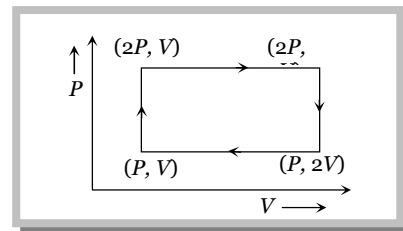


Practice Problems

Problems based on UQ , UU and UW

1. Work done in the given P - V diagram in the cyclic process is

- (a) PV
- (b) $2PV$
- (c) $PV/2$
- (d) $3PV$



2. Which of the following is not a thermodynamics co-ordinate

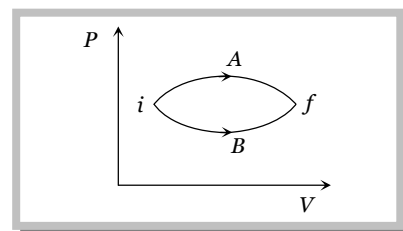
- (a) P
- (b) T
- (c) V
- (d) R

3. Which of the following can not determine the state of a thermodynamic system

- (a) Pressure and volume
- (b) Volume and temperature
- (c) Temperature and pressure
- (d) Any one of pressure, volume or temperature

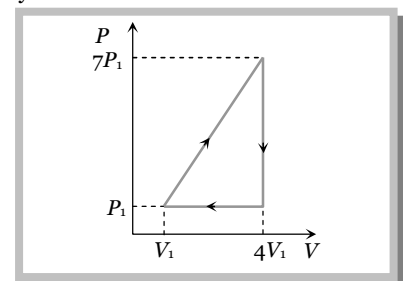
4. In the figure given two processes A and B are shown by which a thermo-dynamical system goes from initial to final state F . If ΔQ_A and ΔQ_B are respectively the heats supplied to the systems then

- (a) $\Delta Q_A = \Delta Q_B$
- (b) $\Delta Q_A \geq \Delta Q_B$
- (c) $\Delta Q_A < \Delta Q_B$
- (d) $\Delta Q_A > \Delta Q_B$



5. In the cyclic process shown in the figure, the work done by the gas in one cycle is

- (a) $28 p_1 V_1$
- (b) $14 p_1 V_1$
- (c) $18 p_1 V_1$
- (d) $9 p_1 V_1$



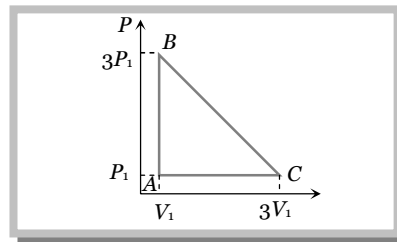
6. The internal energy of an ideal gas depends upon

- (a) Specific volume
- (b) Pressure
- (c) Temperature
- (d) Density

7. An ideal gas is taken around the cycle $ABCA$ as shown in the P - V diagram. The net work done by the gas during the cycle is equal to

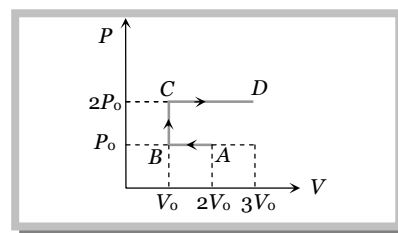
34 Thermodynamic Processes

- (a) $12 P_1 V_1$
- (b) $6 P_1 V_1$
- (c) $3 P_1 V_1$
- (d) $P_1 V_1$



8. The internal energy U is a unique function of any state _____, because change in U
- (a) Does not depend upon path
 - (b) Depend upon the path
 - (c) Corresponds to an adiabatic process
 - (d) Corresponds to an isothermal process
9. Which of the following statements is/is/are correct
- (a) Whenever heat is supplied to a gas, its internal energy increases
 - (b) Internal energy of a gas must increase when its temperature is increased
 - (c) Internal energy of a gas may be increased even if heat is not supplied to the gas
 - (d) Internal energy of a gas is proportional to square of the velocity of the vessel in which gas is contained
10. P - V diagram of an ideal gas is as shown in figure. Work done by the gas in process $ABCD$ is

- (a) $4 P_0 V_0$
- (b) $2 P_0 V_0$
- (c) $3 P_0 V_0$
- (d) $P_0 V_0$



Problems based on Joule's law

11. In a water-fall the water falls from a height of 100 m. If the entire kinetic energy of water is converted into heat, the rise in temperature of water will be
- (a) 0.23°C
 - (b) 0.46°C
 - (c) 2.3°C
 - (d) 0.023°C
12. A lead bullet of 10 g travelling at 300 m/s strikes against a block of wood and comes to rest. Assuming 50% of heat is absorbed by the bullet, the increase in its temperature is (specific heat of lead = 150J/kg, K)
- (a) 100°C
 - (b) 125°C
 - (c) 150°C
 - (d) 200°C
13. The mechanical equivalent of heat J is
- (a) A constant
 - (b) A physical quantity
 - (c) A conversion factor
 - (d) None of these
14. The S.I. unit of mechanical equivalent of heat is
- (a) $\text{Joule} \times \text{Calorie}$
 - (b) $\text{Joule} / \text{Calorie}$
 - (c) $\text{Calorie} \times \text{Erg}$
 - (d) $\text{Erg} / \text{Calorie}$
15. A lead ball moving with a velocity V strikes a wall and stops. If 50% of its energy is converted into heat, then what will be the increase in temperature (Specific heat of lead is S)
- (a) $\frac{2V^2}{JS}$
 - (b) $\frac{V^2}{4JS}$
 - (c) $\frac{V^2S}{J}$
 - (d) $\frac{V^2S}{2J}$
16. A 10kg mass falls through 25 m on to the ground and bounces to a height of 0.50 m. Assume that all potential energy lost is used in heating up the mass. The temperature rise will be (Given specific heat of the material is 252Joule/kg K)
- (a) 0.95 K
 - (b) 0.095 K
 - (c) 0.0095 K
 - (d) None of these
17. 4200 J of work is required for
- (a) Increasing the temperature of 10 gm of water through 10°C
 - (b) Increasing the temperature of 100 gm of water through 10°C

- (c) Increasing the temperature of 1 kg of water through 10°C (d) Increasing the temperature of 10 kg of water through 10°C

Problems based on First law of thermodynamics

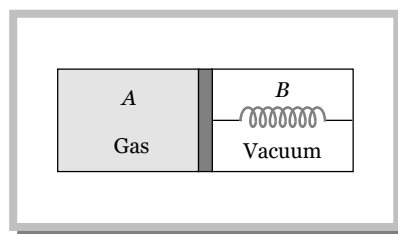
► Basic level

18. First law of thermodynamics is a special case of
 (a) Newton's law (b) Law of conservation of energy
 (c) Charle's law (d) Law of heat exchange
19. If $\Delta Q > 0$ when heat flows into a system, $\Delta W > 0$ when work is done on the system, then the increase in the internal energy ΔU is
 (a) $\Delta W + \Delta Q$ (b) $\Delta W - \Delta Q$ (c) $\Delta Q - \Delta W$ (d) $-(\Delta Q + \Delta W)$
20. In a given process on an ideal gas, $dW = 0$ and $dQ < 0$. Then for the gas
 (a) The temperature will decrease (b) The volume will increase
 (c) The pressure will remain constant (d) The temperature will increase
21. If ΔQ and ΔW represent the heat supplied to the system and the work done on the system respectively, then the first law of thermodynamics can be written as (where ΔU is the internal energy)
 (a) $\Delta Q = \Delta U + \Delta W$ (b) $\Delta Q = \Delta U - \Delta W$ (c) $\Delta Q = \Delta W - \Delta U$ (d) $\Delta Q = -\Delta W - \Delta U$
22. In thermodynamic process, 200 Joules of heat is given to a gas and 100 Joules of work is also done on it. The change in internal energy of the gas is
 (a) 100 J (b) 300 J (c) 419 J (d) 24 J
23. In a thermodynamic process pressure of a fixed mass of a gas is changed in such a manner that the gas releases 20 joules of heat and 8 joules of work was done on the gas. If the initial internal energy of the gas was 30 joules, then the final internal energy will be
 (a) 2 J (b) 42 J (c) 18 J (d) 58 J
24. In a reversible isobaric heating of an ideal gas from state 1 to state 2, the equations for heat transfer and work are
 (a) $Q = C_p(T_2 - T_1)$, $W = p(V_2 - V_1)$ (b) $Q = C_p(T_2 - T_1)$, $W = 0$
 (c) $Q = \int_1^2 C_p dT$, $W = 0$ (d) None of these

►► Advance level

25. A thermally insulated chamber of volume $2V_0$ is divided by a frictionless piston of area S into two equal parts A and B . Part A has an ideal gas at pressure P_0 and temperature T_0 and in part B is vacuum. A massless spring of force constant k is connected with piston and the wall of the container as shown. Initially spring is unstretched. Gas in chamber A is allowed to expand. Let in equilibrium spring is compressed by x_0 . Then

- (a) Final pressure of the gas is $\frac{kx_0}{S}$
 (b) Work done by the gas is $\frac{1}{2}kx_0^2$
 (c) Change in internal energy of the gas is $\frac{1}{2}kx_0^2$
 (d) Temperature of the gas is decreased



Problems based on Isothermal process

26. Which is incorrect
 (a) In an isobaric process, $\Delta P = 0$ (b) In an isochoric process, $\Delta W = 0$
 (c) In an isothermal process, $\Delta T = 0$ (d) In an isothermal process, $\Delta Q = 0$
27. Consider the following statements

36 Thermodynamic Processes

Assertion (A): The isothermal curves intersect each other at a certain point

Reason (R) : The isothermal changes take place slowly, so the isothermal curves have very little slope

Of these statements

- (a) Both *A* and *R* are true and *R* is a correct explanation of *A*
(b) Both *A* and *R* are true but *R* is not a correct explanation of *A*
(c) *A* is true but *R* is false
(d) Both *A* and *R* are false
(e) *A* is false but *R* is true
- 28.** The isothermal bulk modulus of a perfect gas at normal pressure is
(a) $1.013 \times 10^5 \text{ N/m}^2$ (b) $1.013 \times 10^6 \text{ N/m}^2$ (c) $1.013 \times 10^{-11} \text{ N/m}^2$ (d) $1.013 \times 10^{11} \text{ N/m}^2$
- 29.** When an ideal gas in a cylinder was compressed isothermally by a piston, the work done on the gas was found to be $1.5 \times 10^4 \text{ J}$. During this process about
(a) $3.6 \times 10^3 \text{ calorie}$ of heat flowed out from the gas (b) $3.6 \times 10^3 \text{ calorie}$ of heat flowed into the gas
(c) $1.5 \times 10^4 \text{ calorie}$ of heat flowed into the gas (d) $1.5 \times 10^4 \text{ calorie}$ of heat flowed out from the gas
- 30.** If a gas is heated at constant pressure, its isothermal compressibility
(a) Remains constant (b) Increases linearly with temperature
(c) Decreases linearly with temperature (d) Decreases inversely with temperature
- 31.** N moles of an ideal diatomic gas are in a cylinder at temperature T . Suppose on supplying heat to the gas, its temperature remain constant but n moles get dissociated into atoms. Heat supplied to the gas is
(a) Zero (b) $\frac{1}{2}nRT$ (c) $\frac{3}{2}nRT$ (d) $\frac{3}{2}(N-n)RT$

Problems based on Adiabatic process

- 32.** The slopes of isothermal and adiabatic curves are related as
(a) Isothermal curve slope = Adiabatic curve slope (b) Isothermal curve slope = γ \times Adiabatic curve slope
(c) Adiabatic curve slope = γ \times Isothermal curve slope (d) Adiabatic curve slope = $\frac{1}{\gamma}$ \times Isothermal curve slope
- 33.** The work done in which of the following processes is equal to the change in internal energy of the system
(a) Adiabatic process (b) Isothermal process (c) Isochoric process (d) None of these
- 34.** In an adiabatic process, the state of a gas is changed from P_1, V_1, T_1 to P_2, V_2, T_2 . Which of the following relation is correct
(a) $T_1 V_1^{\gamma-1} = T_2 V_2^{\gamma-1}$ (b) $P_1 V_1^{\gamma-1} = P_2 V_2^{\gamma-1}$ (c) $T_1 P_1^{\gamma} = T_2 P_2^{\gamma}$ (d) $T_1 V_1^{\gamma} = T_2 V_2^{\gamma}$
- 35.** Pressure-temperature relationship for an ideal gas undergoing adiabatic change is ($\gamma = C_p / C_v$)
(a) $PT^{\gamma} = \text{constant}$ (b) $PT^{-1+\gamma} = \text{constant}$ (c) $P^{\gamma-1} T^{\gamma} = \text{constant}$ (d) $P^{1-\gamma} T^{\gamma} = \text{constant}$
- 36.** A monoatomic gas ($\gamma = 5/3$) is suddenly compressed to $\frac{1}{8}$ of its original volume adiabatically, then the pressure of the gas will change to
(a) $\frac{24}{5}$ (b) $\frac{40}{3}$ (c) 8 (d) 32 times it's initial pressure
- 37.** Consider the following statements
Assertion (A): In adiabatic compression, the internal energy and temperature of the system get decreased
Reason (R) : The adiabatic compression is a slow process

Of these statements

- (a) Both A and R are true and R is a correct explanation of A
- (b) Both A and R are true but R is not a correct explanation of A
- (c) A is true but R is false
- (d) Both A and R are false
- (e) A is false but R is true

38. If x denotes the ratio of two specific heats of a gas, the ratio of slopes of adiabatic and isothermal P - V curves at their point of intersection is
- (a) $1/x$ (b) x (c) $x - 1$ (d) $x + 1$
39. During the adiabatic expansion of 2 moles of a gas, the internal energy was found to have decreased by 100 J. The work done by the gas in this process is
- (a) Zero (b) $-100 J$ (c) $200 J$ (d) $100 J$
40. For an adiabatic expansion of a perfect gas, the value of $\frac{\Delta P}{P}$ is equal to
- (a) $-\sqrt{x} \frac{\Delta V}{V}$ (b) $-\frac{\Delta V}{V}$ (c) $-x \frac{\Delta V}{V}$ (d) $-x^2 \frac{\Delta V}{V}$
41. The pressure in the tyre of a car is four times the atmospheric pressure at 300 K. If this tyre suddenly bursts, its new temperature will be ($x = 1.4$)
- (a) $300 (4)^{1.4/0.4}$ (b) $300 \left(\frac{1}{4}\right)^{-0.4/1.4}$ (c) $300 (2)^{-0.4/1.4}$ (d) $300 (4)^{-0.4/1.4}$
42. When a gas expands adiabatically
- (a) No energy is required for expansion
 - (b) Energy is required and it comes from the wall of the container of the gas
 - (c) Internal energy of the gas is used in doing work
 - (d) Law of conservation of energy does not hold
43. The adiabatic elasticity of hydrogen gas ($x = 1.4$) at N.T.P. is
- (a) $1 \times 10^5 N/m^2$ (b) $1 \times 10^{-8} N/m^2$ (c) $1.4 N/m^2$ (d) $1.4 \times 10^5 N/m^2$
44. Two identical adiabatic vessels are filled with oxygen at pressure P_1 and P_2 ($P_1 > P_2$). The vessels are interconnected with each other by a non-conducting pipe. If U_{01} and U_{02} denote initial internal energy of oxygen in first and second vessel respectively and U_{f1} and U_{f2} denote final internal energy values, then
- (a) $\frac{U_{01}}{U_{02}} = \frac{P_1}{P_2}, U_{f1} > U_{f2}$ (b) $\frac{U_{01}}{U_{02}} = \frac{P_2}{P_1}, U_{f1} > U_{f2}$ (c) $\frac{U_{01}}{U_{02}} = \frac{P_2}{P_1}, U_{f1} = U_{f2}$ (d) $\frac{U_{01}}{U_{02}} = \frac{P_1}{P_2}, U_{f1} = U_{f2}$
45. The volume of a gas at two atmospheric pressure is 1 litre. Its volume is increased to 4.5 litre by adiabatic process, then the heat taken by the gas in calories in this process will be
- (a) 840 (b) 84 (c) 8.4 (d) Zero

Problems based on Isobaric process

46. In which process the P - V indicator diagram is a straight line parallel to volume axis
- (a) Irreversible (b) Adiabatic (c) Isothermal (d) Isobaric
47. When heat is given to a gas in an isobaric process, then
- (a) The work is done by the gas
 - (b) Internal energy of the gas increases
 - (c) Both (a) and (b)
 - (d) None from (a) and (b)
48. The specific heat of hydrogen gas at constant pressure is $C_p = 3.4 \times 10^3 \text{ cal/kg}^\circ\text{C}$ and at constant volume is $C_v = 2.4 \times 10^3 \text{ cal/kg}^\circ\text{C}$. If one kilogram hydrogen gas is heated from 10°C to 20°C at constant pressure, the external work done on the gas to maintain it at constant pressure is
- (a) 10^5 calories (b) 10^4 calories (c) 10^3 calories (d) $5 \times 10^3 \text{ calories}$

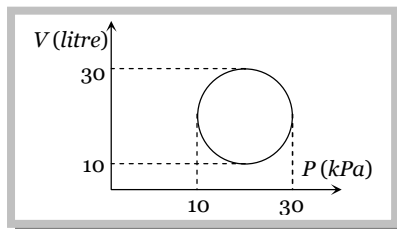
38 Thermodynamic Processes

49. Two kg of water is converted into steam by boiling at atmospheric pressure. The volume changes from $2 \times 10^{-3} \text{ m}^3$ to 3.34 m^3 . The work done by the system is about
 (a) -340 kJ (b) -170 kJ (c) 170 kJ (d) 340 kJ
50. A vessel contains an ideal monoatomic gas which expands at constant pressure, when heat Q is supplied to it. Then work done by the gas in the expansion is
 (a) Q (b) $3Q/5$ (c) $2Q/5$ (d) $2Q/3$
51. 540 calories of heat convert 1 cubic centimeter of water at 100°C into 1671 cubic centimeter of steam at 100°C at a pressure of one atmosphere. Then the work done against the atmospheric pressure is nearly
 (a) 540 cal (b) 40 cal (c) Zero cal (d) 500 cal
52. When 1 g of water changes from liquid to vapour phase at constant pressure of 1 atmosphere, the volume increases from 1 cm^3 to 1671 cc. The heat of vaporisation at this pressure is 540 cal/g. The increase in internal energy of water
 (a) 2099 J (b) 3000 J (c) 992 J (d) 2122 J

Problems based on Cyclic and non-cyclic process

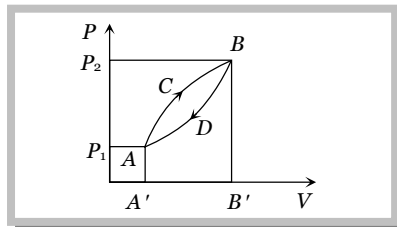
53. Heat energy absorbed by a system in going through a cyclic process shown in figure is

- (a) 10^7 fJ
 (b) 10^4 fJ
 (c) 10^2 fJ
 (d) 10^{-3} fJ

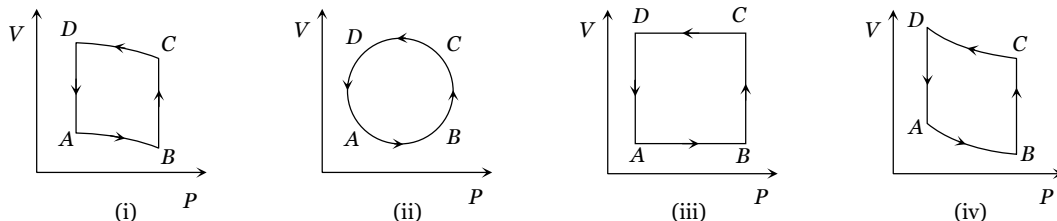


54. A system, after passing through different states returns back to its original state is
 (a) Adiabatic process (b) Isobaric process (c) Isothermal process (d) Cyclic process
55. A thermodynamic system is taken from state A to B along ACB and is brought back to A along BDA as shown in the PV diagram. The net work done during the complete cycle is given by the area

- (a) $P_1ACBP_2P_1$
 (b) $ACBB'A'A$
 (c) $ACBDA$
 (d) $ADBB'A'A$



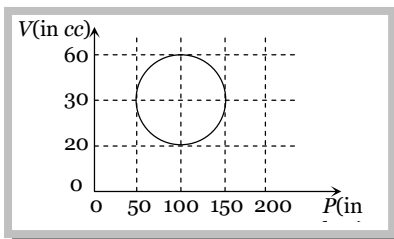
56. In the diagrams (i) to (iv) of variation of volume with changing pressure is shown. A gas is taken along the path $ABCD$. The change in internal energy of the gas will be



- (a) Positive in all cases (i) to (iv)
 (b) Positive in cases (i), (ii) and (iii) but zero in (iv) case
 (c) Negative in cases (i), (ii) and (iii) but zero in (iv) case
 (d) Zero in all four cases

57. A system is taken through a cyclic process represented by a circle as shown. The heat absorbed by the system is

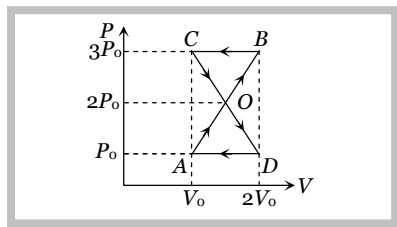
- (a) $f \times 10^3 \text{ J}$
 (b) $\frac{f}{2} \text{ J}$
 (c) $4f \times 10^2 \text{ J}$



(d) fJ

58. A thermodynamic system undergoes cyclic process $ABCD$ as shown in figure. The work done by the system is

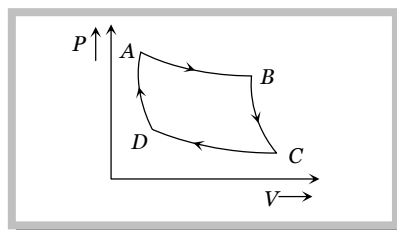
- (a) P_0V_0
 (b) $2P_0V_0$
 (c) $\frac{P_0V_0}{2}$
 (d) Zero



Problems based on Second law of thermodynamics

59. The P - V graph of an ideal gas cycle is shown here as below. The adiabatic process is described by

- (a) AB and BC
 (b) AB and CD
 (c) BC and DA
 (d) BC and CD



60. A measure of the degree of disorder of a system is known as

- (a) Isobaric (b) Isotropy (c) Enthalpy (d) Entropy

61. The efficiency of Carnot engine operating with reservoir temperature at 100 K and -23 K will be

- (a) $\frac{100 + 23}{100}$ (b) $\frac{100 - 23}{100}$ (c) $\frac{100 + 23}{373}$ (d) $\frac{100 - 23}{373}$

62. Coefficient of performance of an ideal refrigerator working between temperature T_1 and T_2 ($T_1 > T_2$) is

- (a) $s = \frac{T_2}{T_1 - T_2}$ (b) $s = \frac{T_2}{T_1 + T_2}$ (c) $s = \frac{T_1}{T_1 - T_2}$ (d) $s = \frac{T_1}{T_1 + T_2}$

63. Entropy of a thermodynamic system does not change when this system is used for

- (a) Conduction of heat from a hot reservoir to a cold reservoir (b) Conversion of heat into work isobarically
 (c) Conversion of heat into internal energy isochorically (d) Conversion of work into heat isochorically

64. The second law of thermodynamics states that

- (a) Heat is neither created nor destroyed
 (b) Heat can be converted into other forms of energy
 (c) Heat flows from a hot object to a cold one
 (d) The mechanical equivalent of heat is the amount of energy that must be expended in order to produce heat

65. A Carnot engine works between ice point and steam point. Its efficiency will be

- (a) 26.81% (b) 53.36% (c) 71.23% (d) 85.42%



Answer Sheet (Practice problems)

1.	2.	3.	4.	5.	6.	7.	8.	9.	10.
a	d	d	d	d	c	c	a	b, c	c
11.	12.	13.	14.	15.	16.	17.	18.	19.	20.
a	c	c	b	b	a	b	b	a	a
21.	22.	23.	24.	25.	26.	27.	28.	29.	30.
b	b	c	a	a, b, c, d	d	e	a	b	a
31.	32.	33.	34.	35.	36.	37.	38.	39.	40.
b	c	a	a	d	d	d	b	d	c
41.	42.	43.	44.	45.	46.	47.	48.	49.	50.
d	c	d	d	d	d	c	b	d	c
51.	52.	53.	54.	55.	56.	57.	58.	59.	60.
b	a	c	d	c	d	d	d	c	d
61.	62.	63.	64.	65.					
a	a	d	c	a					