

# Wave Optics

## Light Propagation

Light is a form of energy which generally gives the sensation of sight.

### (1) Different theories

Newton's corpuscular theory	Huygen's wave theory	Maxwell's EM wave theory	Einstein's quantum theory	de-Broglie's dual theory of light
(i) Based on Rectilinear propagation of light  (ii) Light propagates in the form of tiny particles called Corpuscles. Colour of light is due to different size of corpuscles	(i) Light travels in a hypothetical medium ether (high elasticity very low density) as waves  (ii) He proposed that light waves are of longitudinal nature. Later on it was found that they are transverse	(i) Light travels in the form of EM waves with speed in free space $c = \frac{1}{\sqrt{\mu_0 \epsilon_0}}$ (ii) EM waves consists of electric and magnetic field oscillation and they do not require material medium to travel	(i) Light is produced, absorbed and propagated as packets of energy called photons  (ii) Energy associated with each photon $E = h\epsilon = \frac{hc}{\lambda}$ $h = \text{planks constant} = 6.6 \times 10^{-34} \text{ J - sec}$ $\epsilon = \text{frequency}$ $\lambda = \text{wavelength}$	(i) Light propagates both as particles as well as waves  (ii) Wave nature of light dominates when light interacts with light. The particle nature of light dominates when the light interacts with matter (microscopic particles)

### (2) Optical phenomena explained (✓) or not explained (✗) by the different theories of light

S. No.	Phenomena	Theory				
		Corpuscular	Wave	E.M. wave	Quantum	Dual
(i)	Rectilinear Propagation	✓	✓	✓	✓	✓
(ii)	Reflection	✓	✓	✓	✓	✓
(iii)	Refraction	✓	✓	✓	✓	✓
(iv)	Dispersion	✗	✓	✓	✗	✓
(v)	Interference	✗	✓	✓	✗	✓
(vi)	Diffraction	✗	✓	✓	✗	✓
(vii)	Polarisation	✗	✓	✓	✗	✓
(viii)	Double refraction	✗	✓	✓	✗	✓
(ix)	Doppler's effect	✗	✓	✓	✗	✓
(x)	Photoelectric effect	✗	✗	✗	✓	✓

## 2 Wave Optics

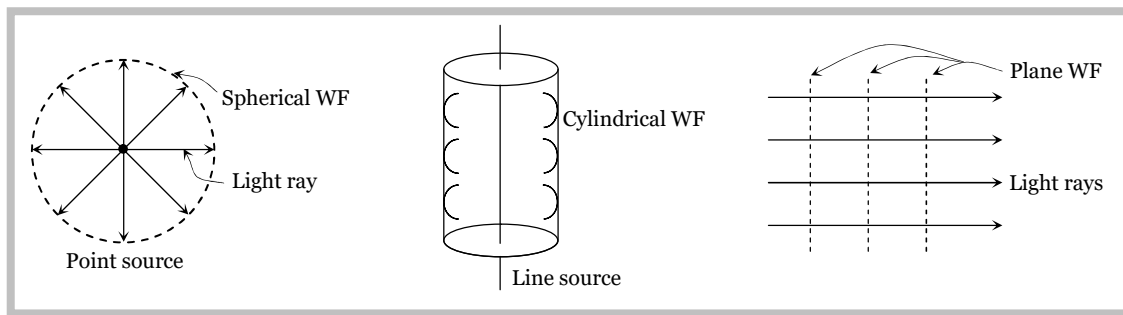
### (3) Wave front

(i) Suggested by Huygens

(ii) The locus of all particles in a medium, vibrating in the same phase is called Wave Front (WF)

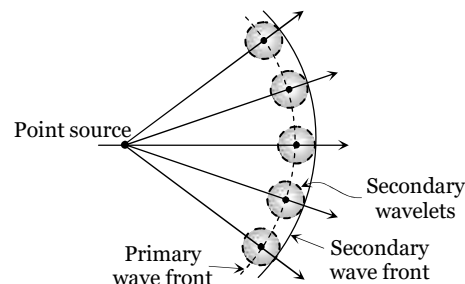
(iii) The direction of propagation of light (ray of light) is perpendicular to the WF.

(iv) **Types of wave front**



(v) Every point on the given wave front acts as a source of new disturbance called secondary wavelets. Which travel in all directions with the velocity of light in the medium.

A surface touching these secondary wavelets tangentially in the forward direction at any instant gives the new wave front at that instant. This is called secondary wave front



**Note :** □ Wave front always travels in the forward direction of the medium.

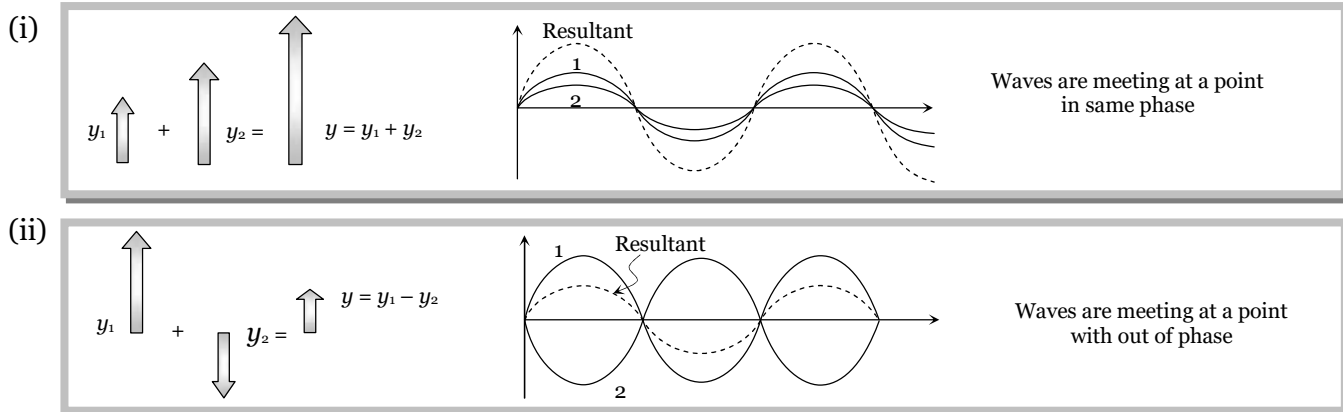
□ Light rays is always normal to the wave front.

□ The phase difference between various particles on the wave front is zero.

### Principle of Super Position

When two or more than two waves superimpose over each other at a common particle of the medium then the resultant displacement ( $y$ ) of the particle is equal to the vector sum of the displacements ( $y_1$  and  $y_2$ ) produced by individual waves. *i.e.*  $\vec{y} = \vec{y}_1 + \vec{y}_2$

(1) **Graphical view :**



(2) **Phase / Phase difference / Path difference / Time difference**

(i) Phase : The argument of sine or cosine in the expression for displacement of a wave is defined as the phase. For displacement  $y = a \sin \tilde{S} t$ ; term  $\tilde{S} t$  = phase or instantaneous phase

(ii) Phase difference ( $w$ ) : The difference between the phases of two waves at a point is called phase difference *i.e.* if  $y_1 = a_1 \sin \tilde{S} t$  and  $y_2 = a_2 \sin(\tilde{S} t + w)$  so phase difference =  $w$

(iii) Path difference ( $\Delta$ ) : The difference in path length's of two waves meeting at a point is called path difference between the waves at that point. Also  $U = \frac{\lambda}{2f} \times w$

(iv) Time difference ( $T.D.$ ) : Time difference between the waves meeting at a point is  $T.D. = \frac{T}{2f} \times w$

### (3) Resultant amplitude and intensity

If suppose we have two waves  $y_1 = a_1 \sin \tilde{S} t$  and  $y_2 = a_2 \sin(\tilde{S} t + w)$ ; where  $a_1, a_2$  = Individual amplitudes,  $w$  = Phase difference between the waves at an instant when they are meeting a point.  $I_1, I_2$  = Intensities of individual waves

**Resultant amplitude** : After superimposition of the given waves resultant amplitude (or the amplitude of resultant wave) is given by  $A = \sqrt{a_1^2 + a_2^2 + 2a_1a_2 \cos w}$

For the interfering waves  $y_1 = a_1 \sin \tilde{S} t$  and  $y_2 = a_2 \cos \tilde{S} t$ , Phase difference between them is  $90^\circ$ . So resultant amplitude  $A = \sqrt{a_1^2 + a_2^2}$

**Resultant intensity** : As we know intensity  $\propto$  (Amplitude) $^2 \Rightarrow I_1 = ka_1^2, I_2 = ka_2^2$  and  $I = kA^2$  ( $k$  is a proportionality constant). Hence from the formula of resultant amplitude, we get the following formula of resultant intensity  $I = I_1 + I_2 + 2\sqrt{I_1I_2} \cos w$

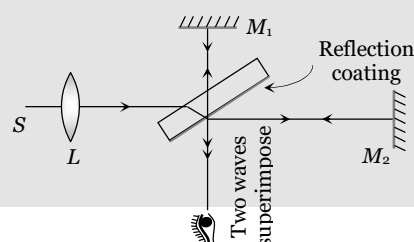
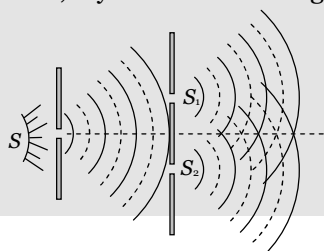
**Note** :  $\square$  The term  $2\sqrt{I_1I_2} \cos w$  is called interference term. For incoherent interference this term is zero so resultant intensity  $I = I_1 + I_2$

### (4) Coherent sources

The sources of light which emits continuous light waves of the same wavelength, same frequency and in same phase or having a constant phase difference are called coherent sources.

Two coherent sources are produced from a single source of light by adopting any one of the following two methods

Division of wave front	Division of amplitude
The light source is narrow	Light sources is extended. Light wave partly reflected (50%) and partly transmitted (50%)
The wave front emitted by a narrow source is divided in two parts by reflection or refraction.	The amplitude of wave emitted by an extend source of light is divided in two parts by partial reflection and partial refraction.
The coherent sources obtained are imaginary <i>e.g.</i> Fresnel's biprism, Llyod's mirror Youngs' double slit <i>etc.</i>	The coherent sources obtained are real <i>e.g.</i> Newtons rings, Michelson's interferrometer colours in thin films



#### 4 Wave Optics

**Note :** □ Laser light is highly coherent and monochromatic.

- Two sources of light, whose frequencies are not same and phase difference between the waves emitted by them does not remain constant *w.r.t.* time are called non-coherent.
- The light emitted by two independent sources (candles, bulbs *etc.*) is non-coherent and interference phenomenon cannot be produced by such two sources.
- The average time interval in which a photon or a wave packet is emitted from an atom is defined as the **time of coherence**. It is  $\dagger_c = \frac{L}{c} = \frac{\text{Distance of coherence}}{\text{Velocity of light}}$ , it's value is of the order of  $10^{-10}$  sec.

### Interference of Light

When two waves of exactly same frequency (coming from two coherent sources) travels in a medium, in the same direction simultaneously then due to their superposition, at some points intensity of light is maximum while at some other points intensity is minimum. This phenomenon is called Interference of light.

(1) **Types :** It is of following two types

Constructive interference	Destructive interference
(i) When the waves meets a point with same phase, constructive interference is obtained at that point ( <i>i.e.</i> maximum light)	(i) When the wave meets a point with opposite phase, destructive interference is obtained at that point ( <i>i.e.</i> minimum light)
(ii) Phase difference between the waves at the point of observation $w = 0^\circ$ or $2n\pi$	(ii) $w = 180^\circ$ or $(2n - 1)\pi$ ; $n = 1, 2, \dots$ or $(2n + 1)\pi$ ; $n = 0, 1, 2, \dots$
(iii) Path difference between the waves at the point of observation $\Delta = n\lambda$ ( <i>i.e.</i> even multiple of $\lambda/2$ )	(iii) $\Delta = (2n - 1)\frac{\lambda}{2}$ ( <i>i.e.</i> odd multiple of $\lambda/2$ )
(iv) Resultant amplitude at the point of observation will be maximum $a_1 = a_2 \Rightarrow A_{\min} = 0$ If $a_1 = a_2 = a_0 \Rightarrow A_{\max} = 2a_0$	(iv) Resultant amplitude at the point of observation will be minimum $A_{\min} = a_1 - a_2$ If $a_1 = a_2 \Rightarrow A_{\min} = 0$
(v) Resultant intensity at the point of observation will be maximum $I_{\max} = I_1 + I_2 + 2\sqrt{I_1 I_2}$ $I_{\max} = (\sqrt{I_1} + \sqrt{I_2})^2$ If $I_1 = I_2 = I_0 \Rightarrow I_{\max} = 4I_0$	(v) Resultant intensity at the point of observation will be minimum $I_{\min} = I_1 + I_2 - 2\sqrt{I_1 I_2}$ $I_{\min} = (\sqrt{I_1} - \sqrt{I_2})^2$ If $I_1 = I_2 = I_0 \Rightarrow I_{\min} = 0$

(2) **Resultant intensity due to two identical waves :**

For two coherent sources the resultant intensity is given by  $I = I_1 + I_2 + 2\sqrt{I_1 I_2} \cos w$

For identical source  $I_1 = I_2 = I_0 \Rightarrow I = I_0 + I_0 + 2\sqrt{I_0 I_0} \cos w = 4I_0 \cos^2 \frac{w}{2}$  [  $1 + \cos w = 2 \cos^2 \frac{w}{2}$  ]

**Note :** In interference redistribution of energy takes place in the form of maxima and minima.

□ Average intensity :  $I_{av} = \frac{I_{\max} + I_{\min}}{2} = I_1 + I_2 = a_1^2 + a_2^2$

□ Ratio of maximum and minimum intensities:

$$\frac{I_{\max}}{I_{\min}} = \left( \frac{\sqrt{I_1} + \sqrt{I_2}}{\sqrt{I_1} - \sqrt{I_2}} \right)^2 = \left( \frac{\sqrt{I_1/I_2} + 1}{\sqrt{I_1/I_2} - 1} \right)^2 = \left( \frac{a_1 + a_2}{a_1 - a_2} \right)^2 = \left( \frac{a_1/a_2 + 1}{a_1/a_2 - 1} \right)^2 \text{ also } \sqrt{\frac{I_1}{I_2}} = \frac{a_1}{a_2} = \left( \frac{\sqrt{\frac{I_{\max}}{I_{\min}}} + 1}{\sqrt{\frac{I_{\max}}{I_{\min}}} - 1} \right)$$

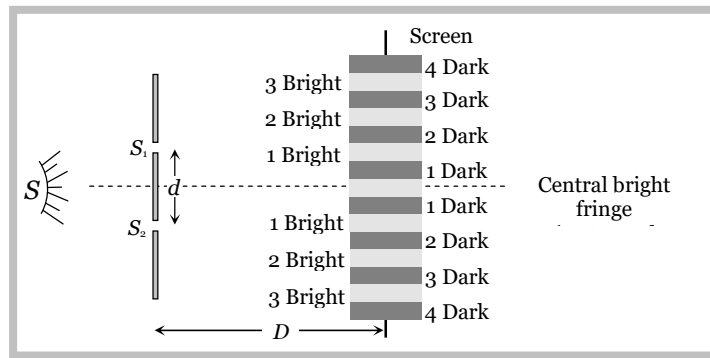
□ If two waves having equal intensity ( $I_1 = I_2 = I_0$ ) meets at two locations  $P$  and  $Q$  with path difference  $\Delta_1$  and  $\Delta_2$  respectively then the ratio of resultant intensity at point  $P$  and  $Q$  will be

$$\frac{I_P}{I_Q} = \frac{\cos^2 \frac{w_1}{2}}{\cos^2 \frac{w_2}{2}} = \frac{\cos^2 \left( \frac{f\Delta_1}{\} \right)}{\cos^2 \left( \frac{f\Delta_2}{\} \right)}$$

### Young's Double Slit Experiment (YDSE)

Monochromatic light (single wavelength) falls on two narrow slits  $S_1$  and  $S_2$  which are very close together acts as two coherent sources, when waves coming from two coherent sources ( $S_1, S_2$ ) superimposes on each other, an interference pattern is obtained on the screen. In YDSE alternate bright and dark bands obtained on the screen. These bands are called Fringes.

$d$  = Distance between slits  
 $D$  = Distance between slits and screen  
 $\lambda$  = Wavelength of monochromatic light emitted from source



(1) Central fringe is always bright, because at central position  $w = 0^\circ$  or  $\Delta = 0$

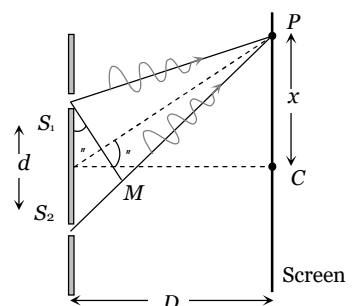
(2) The fringe pattern obtained due to a slit is more bright than that due to a point.

(3) If the slit widths are unequal, the minima will not be complete dark. For very large width uniform illumination occurs.

(4) If one slit is illuminated with red light and the other slit is illuminated with blue light, no interference pattern is observed on the screen.

(5) If the two coherent sources consist of object and its reflected image, the central fringe is dark instead of bright one.

(6) **Path difference**



## 6 Wave Optics

Path difference between the interfering waves meeting at a point  $P$  on the screen

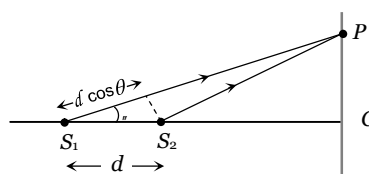
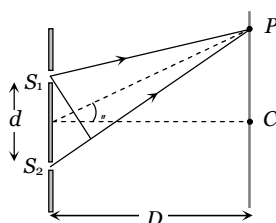
$$\text{is given by } \Delta = \frac{xd}{D} = d \sin \theta$$

where  $x$  is the position of point  $P$  from central maxima.

For maxima at  $P$ :  $\Delta = n\lambda$ ; where  $n = 0, \pm 1, \pm 2, \dots$

and For minima at  $P$ :  $\Delta = \frac{(2n-1)\lambda}{2}$ ; where  $n = \pm 1, \pm 2, \dots$

**Note**:  $\square$  If the slits are vertical, the path difference ( $\Delta$ ) is  $d \sin \theta$ , so as  $\theta$  increases,  $\Delta$  also increases. But if slits are horizontal path difference is  $d \cos \theta$ , so as  $\theta$  increases,  $\Delta$  decreases.



### (7) More about fringe

(i) All fringes are of

equal width. Width of each fringe is  $s = \frac{\lambda D}{d}$  and angular fringe width  $\theta = \frac{\lambda}{d} = \frac{\beta}{D}$

(ii) If the whole YDSE set up is taken in another medium then  $\lambda$  changes so  $s$  changes

e.g. in water  $\lambda_w = \frac{\lambda_a}{\mu_w} \Rightarrow s_w = \frac{s_a}{\mu_w} = \frac{3}{4} s_a$

(iii) Fringe width  $s \propto \frac{1}{d}$  i.e. with increase in separation between the sources,  $s$  decreases.

(iv) Position of  $n^{\text{th}}$  bright fringe from central maxima  $x_n = \frac{n\lambda D}{d} = n s$ ;  $n = 0, 1, 2, \dots$

(v) Position of  $n^{\text{th}}$  dark fringe from central maxima  $x_n = \frac{(2n-1)\lambda D}{2d} = \frac{(2n-1)s}{2}$ ;  $n = 1, 2, 3, \dots$

(vi) In YDSE, if  $n_1$  fringes are visible in a field of view with light of wavelength  $\lambda_1$ , while  $n_2$  with light of wavelength  $\lambda_2$  in the same field, then  $n_1 \lambda_1 = n_2 \lambda_2$ .

(vii) Separation ( $\Delta x$ ) between fringes

Between $n^{\text{th}}$ bright and $m^{\text{th}}$ bright fringes ( $n > m$ )	Between $n^{\text{th}}$ bright and $m^{\text{th}}$ dark fringe
$\Delta x = (n - m)s$	(a) If $n > m$ then $\Delta x = \left(n - m + \frac{1}{2}\right)s$ (b) If $n < m$ then $\Delta x = \left(m - n - \frac{1}{2}\right)s$

### (8) Identification of central bright fringe

To identify central bright fringe, monochromatic light is replaced by white light. Due to overlapping central maxima will be white with red edges. On the other side of it we shall get a few coloured band and then uniform illumination.

### (9) Condition for observing sustained interference

(i) The initial phase difference between the interfering waves must remain constant : Otherwise the interference will not be sustained.

(ii) The frequency and wavelengths of two waves should be equal : If not the phase difference will not remain constant and so the interference will not be sustained.

(iii) The light must be monochromatic : This eliminates overlapping of patterns as each wavelength corresponds to one interference pattern.

(iv) The amplitudes of the waves must be equal : This improves contrast with  $I_{\max} = 4I_0$  and  $I_{\min} = 0$ .

(v) The sources must be close to each other : Otherwise due to small fringe width ( $s \propto \frac{1}{d}$ ) the eye can not resolve fringes resulting in uniform illumination.

### (10) Shifting of fringe pattern in YDSE

If a transparent thin film of mica or glass is put in the path of one of the waves, then the whole fringe pattern gets shifted.

If film is put in the path of upper wave, fringe pattern shifts upward and if film is placed in the path of lower wave, pattern shift downward.

$$\text{Fringe shift} = \frac{D}{d}(\sim - 1)t = \frac{S}{\lambda}(\sim - 1)t$$

⇒ Additional path difference =  $(\sim - 1)t$

⇒ If shift is equivalent to  $n$  fringes then  $n = \frac{(\sim - 1)t}{\lambda}$  or  $t = \frac{n\lambda}{(\sim - 1)}$

⇒ Shift is independent of the order of fringe (i.e. shift of zero order maxima = shift of  $n^{\text{th}}$  order maxima).

⇒ Shift is independent of wavelength.

### (11) Fringe visibility (V)

With the help of visibility, knowledge about coherence, fringe contrast an interference pattern is obtained.

$$V = \frac{I_{\max} - I_{\min}}{I_{\max} + I_{\min}} = 2 \frac{\sqrt{I_1 I_2}}{I_1 + I_2} \text{ If } I_{\min} = 0, V = 1 \text{ (maximum) i.e., fringe visibility will be best.}$$

Also if  $I_{\max} = 0, V = -1$  and If  $I_{\max} = I_{\min}, V = 0$

### (12) Missing wavelength in front of one of the slits in YDSE

From figure  $S_2P = \sqrt{D^2 + d^2}$  and  $S_1P = D$

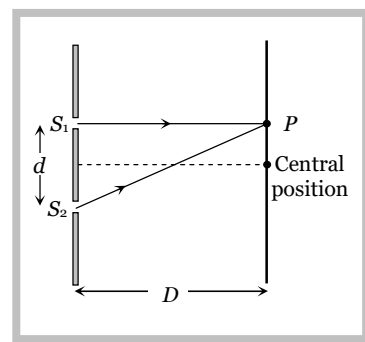
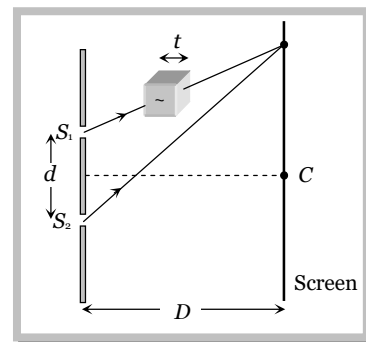
So the path difference between the waves reaching at  $P$

$$\Delta = S_2P - S_1P = \sqrt{D^2 + d^2} - D = D \left( 1 + \frac{d^2}{D^2} \right)^{1/2} - D$$

From binomial expansion  $\Delta = D \left( 1 + \frac{1}{2} \frac{d^2}{D^2} \right) - D = \frac{d^2}{2D}$

For Dark at  $P$   $\Delta = \frac{d^2}{2D} = \frac{(2n-1)\lambda}{2} \Rightarrow \text{Missing wavelength at } P \quad \lambda = \frac{d^2}{(2n-1)D}$

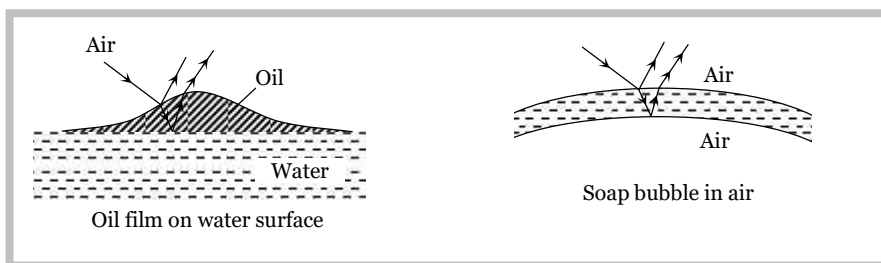
By putting  $n = 1, 2, 3 \dots$  Missing wavelengths are  $\lambda = \frac{d^2}{D}, \frac{d^2}{3D}, \frac{d^2}{5D} \dots$



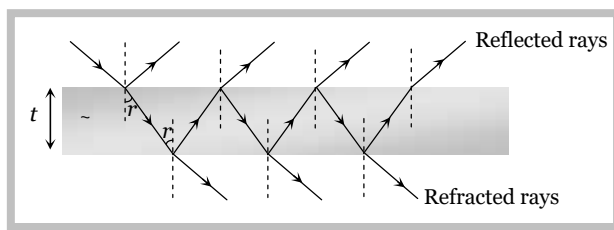
## Illustrations of Interference

## 8 Wave Optics

Interference effects are commonly observed in thin films when their thickness is comparable to wavelength of incident light (If it is too thin as compared to wavelength of light it appears dark and if it is too thick, this will result in uniform illumination of film). Thin layer of oil on water surface and soap bubbles shows various colours in white light due to interference of waves reflected from the two surfaces of the film.



(1) **Thin films:** In thin films interference takes place between the waves reflected from its two surfaces and waves refracted through it.



Interference in reflected light	Interference in refracted light
<p>Condition of constructive interference (maximum intensity)</p> $\Delta = 2t \cos r = (2n \pm 1) \frac{\lambda}{2}$ <p>For normal incidence <math>r = 0</math></p> <p>so <math>2t = (2n \pm 1) \frac{\lambda}{2}</math></p>	<p>Condition of constructive interference (maximum intensity)</p> $\Delta = 2t \cos r = (2n) \frac{\lambda}{2}$ <p>For normal incidence</p> <p><math>2t = n\lambda</math></p>
<p>Condition of destructive interference (minimum intensity)</p> $\Delta = 2t \cos r = (2n) \frac{\lambda}{2}$ <p>For normal incidence <math>2t = n\lambda</math></p>	<p>Condition of destructive interference (minimum intensity)</p> $\Delta = 2t \cos r = (2n \pm 1) \frac{\lambda}{2}$ <p>For normal incidence <math>2t = (2n \pm 1) \frac{\lambda}{2}</math></p>

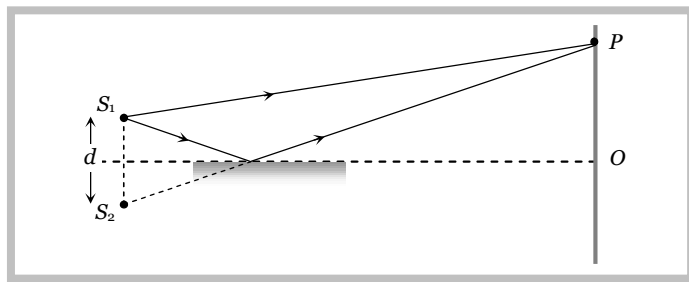
**Note :** □ The Thickness of the film for interference in visible light is of the order of  $10,000 \text{ \AA}$ .

### (2) Lloyd's Mirror

A plane glass plate (acting as a mirror) is illuminated at almost grazing incidence by a light from a slit  $S_1$ . A virtual image  $S_2$  of  $S_1$  is formed closed to  $S_1$  by reflection and these two act as coherent sources. The expression giving the fringe width is the same as for the double slit, but the fringe system differs in one important respect.



In Lloyd's mirror, if the point  $P$ , for example, is such that the path difference  $S_2P - S_1P$  is a whole number of wavelengths, the fringe at  $P$  is dark not bright. This is due to  $180^\circ$  phase change which occurs when light is reflected from a denser medium. This is equivalent to adding an extra half wavelength to the path of the reflected wave. At grazing incidence a fringe is formed at  $O$ , where the geometrical path difference between the direct and reflected waves is zero and it follows that it will be dark rather than bright.



Thus, whenever there exists a phase difference of a  $f$  between the two interfering beams of light, conditions of maximas and minimas are interchanged, i.e.,  $\Delta x = n\lambda$  (for minimum intensity)

and  $\Delta x = (2n - 1)\lambda / 2$  (for maximum intensity)

### Doppler's Effect in Light

The phenomenon of apparent change in frequency (or wavelength) of the light due to relative motion between the source of light and the observer is called Doppler's effect.

If  $\epsilon$  = actual frequency,  $\epsilon'$  = Apparent frequency,  $v$  = speed of source *w.r.t* stationary observer,  $c$  = speed of light

Source of light moves towards the stationary observer ( $v \ll c$ )	Source of light moves away from the stationary observer ( $v \ll c$ )
(i) Apparent frequency $\epsilon' = \epsilon \left(1 + \frac{v}{c}\right)$ and  Apparent wavelength $\lambda' = \lambda \left(1 - \frac{v}{c}\right)$	(i) Apparent frequency $\epsilon' = \epsilon \left(1 - \frac{v}{c}\right)$ and  Apparent wavelength $\lambda' = \lambda \left(1 + \frac{v}{c}\right)$
(ii) Doppler's shift : Apparent wavelength < actual wavelength, So spectrum of the radiation from the source of light shifts towards the red end of spectrum. This is called Red shift  Doppler's shift $\Delta\lambda = \lambda \cdot \frac{v}{c}$	(ii) Doppler's shift : Apparent wavelength > actual wavelength, So spectrum of the radiation from the source of light shifts towards the violet end of spectrum. This is called Violet shift  Doppler's shift $\Delta\lambda = \lambda \cdot \frac{v}{c}$

**Note** :  $\square$  Doppler's shift ( $\Delta\lambda$ ) and time period of rotation ( $T$ ) of a star relates as  $\Delta\lambda = \lambda \times \frac{2\pi r}{T}$ ;  $r$  = radius of star.

### Applications of Doppler effect

- (i) Determination of speed of moving bodies (aeroplane, submarine etc) in RADAR and SONAR.
- (ii) Determination of the velocities of stars and galaxies by spectral shift.
- (iii) Determination of rotational motion of sun.

(iv) Explanation of width of spectral lines.

(v) Tracking of satellites. (vi) In medical sciences in echo cardiogram, sonography etc.

### Concepts

- ☞ The angular thickness of fringe width is defined as  $u = \frac{\lambda}{D} = \frac{\lambda}{d}$ , which is independent of the screen distance  $D$ .
- ☞ Central maxima means the maxima formed with zero optical path difference. It may be formed anywhere on the screen.
- ☞ All the wavelengths produce their central maxima at the same position.
- ☞ The wave with smaller wavelength from its maxima before the wave with longer wavelength.
- ☞ The first maxima of violet colour is closest and that for the red colour is farthest.
- ☞ Fringes with blue light are thicker than those for red light.
- ☞ In an interference pattern, whatever energy disappears at the minimum, appears at the maximum.
- ☞ In YDSE, the  $n$ th maxima always comes before the  $n$ th minima.
- ☞ In YDSE, the ratio  $\frac{I_{\max}}{I_{\min}}$  is maximum when both the sources have same intensity.
- ☞ For two interfering waves if initial phase difference between them is  $w_0$  and phase difference due to path difference between them is  $w'$ . Then total phase difference will be  $w = w_0 + w' = w_0 + \frac{2\pi}{\lambda} \Delta x$ .
- ☞ Sometimes maximum number of maxima or minima are asked in the question which can be obtained on the screen. For this we use the fact that value of  $\sin \theta$  (or  $\cos \theta$ ) can't be greater than 1. For example in the first case when the slits are vertical

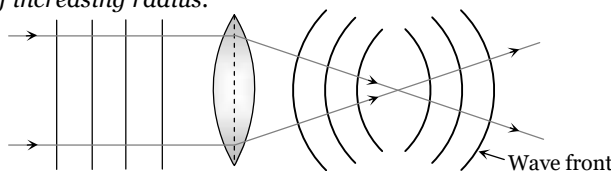
$$\sin \theta = \frac{n\lambda}{d} \quad (\text{for maximum intensity})$$

$$\therefore \sin \theta \leq 1 \quad \therefore \frac{n\lambda}{d} \leq 1 \quad \text{or} \quad n \leq \frac{d}{\lambda}$$

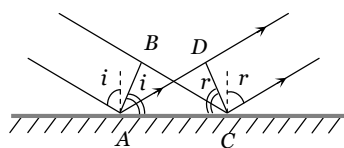
Suppose in some question  $d/\lambda$  comes out say 4.6, then total number of maxima on the screen will be 9. Corresponding to  $n = 0, \pm 1, \pm 2, \pm 3$  and  $\pm 4$ .

#### ☞ Shape of wave front

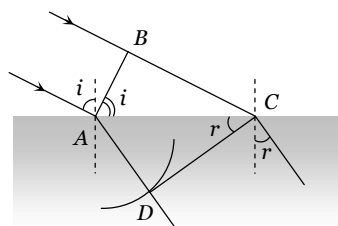
If rays are parallel, wave front is plane. If rays are converging wave front is spherical of decreasing radius. If rays are diverging wave front is spherical of increasing radius.



#### ☞ Reflection and refraction of wave front



Reflection



Refraction

$$BC = AD \text{ and } \angle i = \angle r$$

$$\frac{BC}{AD} = \frac{v_1}{v_2} = \frac{\sin i}{\sin r} = \frac{\lambda_2}{\lambda_1}$$

**Example**

**Example: 1** If two light waves having same frequency have intensity ratio 4 : 1 and they interfere, the ratio of maximum to minimum intensity in the pattern will be

- (a) 9 : 1                      (b) 3 : 1                      (c) 25 : 9                      (d) 16 : 25

**Solution: (a)** By using  $\frac{I_{\max}}{I_{\min}} = \left( \frac{\sqrt{\frac{I_1}{I_2}} + 1}{\sqrt{\frac{I_1}{I_2}} - 1} \right)^2 = \left( \frac{\sqrt{\frac{4}{1}} + 1}{\sqrt{\frac{4}{1}} - 1} \right)^2 = \frac{9}{1}$ .

**Example: 2** In Young's double slit experiment using sodium light ( $\lambda = 5898\text{\AA}$ ), 92 fringes are seen. If given colour ( $\lambda = 5461\text{\AA}$ ) is used, how many fringes will be seen

- (a) 62                      (b) 67                      (c) 85                      (d) 99

**Solution: (d)** By using  $n_1 \lambda_1 = n_2 \lambda_2 \Rightarrow 92 \times 5898 = n_2 \times 5461 \Rightarrow n_2 = 99$

**Example: 3** Two beams of light having intensities  $I$  and  $4I$  interfere to produce a fringe pattern on a screen. The phase difference between the beams is  $\frac{f}{2}$  at point  $A$  and  $f$  at point  $B$ . Then the difference between the resultant intensities at  $A$  and  $B$  is

- (a)  $2I$                       (b)  $4I$                       (c)  $5I$                       (d)  $7I$

**Solution: (b)** By using  $I = I_1 + I_2 + 2\sqrt{I_1 I_2} \cos w$

At point  $A$  : Resultant intensity  $I_A = I + 4I + 2\sqrt{I \times 4I} \cos \frac{f}{2} = 5I$

At point  $B$  : Resultant intensity  $I_B = I + 4I + 2\sqrt{I \times 4I} \cos f = I$ . Hence the difference  $= I_A - I_B = 4I$

**Example: 4** If two waves represented by  $y_1 = 4 \sin \check{S}t$  and  $y_2 = 3 \sin \left( \check{S}t + \frac{f}{3} \right)$  interfere at a point, the amplitude of the resulting wave will be about

- (a) 7                      (b) 6                      (c) 5                      (d) 3.

**Solution: (b)** By using  $A = \sqrt{a_1^2 + a_2^2 + 2a_1 a_2 \cos w} \Rightarrow A = \sqrt{(4)^2 + (3)^2 + 2 \times 4 \times 3 \cos \frac{f}{3}} = \sqrt{37} \approx 6$ .

**Example: 5** Two waves being produced by two sources  $S_1$  and  $S_2$ . Both sources have zero phase difference and have wavelength  $\lambda$ . The destructive interference of both the waves will occur of point  $P$  if  $(S_1P - S_2P)$  has the value

- (a)  $5\lambda$                       (b)  $\frac{3}{4}\lambda$                       (c)  $2\lambda$                       (d)  $\frac{11}{2}\lambda$

**Solution: (d)** For destructive interference, path difference the waves meeting at  $P$  (i.e.  $S_1P - S_2P$ ) must be odd multiple of  $\lambda/2$ . Hence option (d) is correct.

## 12 Wave Optics

**Example: 6** Two interfering wave (having intensities are  $9I$  and  $4I$ ) path difference between them is  $11\lambda$ . The resultant intensity at this point will be

- (a)  $I$  (b)  $9I$  (c)  $4I$  (d)  $25I$

**Solution:** (d) Path difference  $\Delta = \frac{\lambda}{2f} \times w \Rightarrow \frac{2f}{\lambda} \times 11\lambda = 22f$  i.e. constructive interference obtained at the same point

So, resultant intensity  $I_R = (\sqrt{I_1} + \sqrt{I_2})^2 = (\sqrt{9I} + \sqrt{4I})^2 = 25I$ .

**Example: 7** In interference if  $\frac{I_{\max}}{I_{\min}} = \frac{144}{81}$  then what will be the ratio of amplitudes of the interfering wave

- (a)  $\frac{144}{81}$  (b)  $\frac{7}{1}$  (c)  $\frac{1}{7}$  (d)  $\frac{12}{9}$

**Solution:** (b) By using  $\frac{a_1}{a_2} = \frac{\left(\sqrt{\frac{I_{\max}}{I_{\min}}} + 1\right)}{\left(\sqrt{\frac{I_{\max}}{I_{\min}}} - 1\right)} = \frac{\left(\sqrt{\frac{144}{81}} + 1\right)}{\left(\sqrt{\frac{144}{81}} - 1\right)} = \frac{\left(\frac{12}{9} + 1\right)}{\left(\frac{12}{9} - 1\right)} = \frac{7}{1}$

**Example: 8** Two interfering waves having intensities  $x$  and  $y$  meets a point with time difference  $3T/2$ . What will be the resultant intensity at that point

- (a)  $(\sqrt{x} + \sqrt{y})$  (b)  $(\sqrt{x} + \sqrt{y} + \sqrt{xy})$  (c)  $x + y + 2\sqrt{xy}$  (d)  $\frac{x + y}{2xy}$

**Solution:** (c) Time difference T.D.  $= \frac{T}{2f} \times w \Rightarrow \frac{3T}{2} = \frac{T}{2f} \times w \Rightarrow w = 3f$ ; This is the condition of constructive interference.

So resultant intensity  $I_R = (\sqrt{I_1} + \sqrt{I_2})^2 = (\sqrt{x} + \sqrt{y})^2 = x + y + 2\sqrt{xy}$ .

**Example: 9** In Young's double-slit experiment, an interference pattern is obtained on a screen by a light of wavelength  $6000 \text{ \AA}$ , coming from the coherent sources  $S_1$  and  $S_2$ . At certain point  $P$  on the screen third dark fringe is formed. Then the path difference  $S_1P - S_2P$  in microns is

- (a) 0.75 (b) 1.5 (c) 3.0 (d) 4.5

**Solution:** (b) For dark fringe path difference  $\Delta = (2n - 1)\frac{\lambda}{2}$ ; here  $n = 3$  and  $\lambda = 6000 \times 10^{-10} \text{ m}$

So  $\Delta = (2 \times 3 - 1) \times \frac{6 \times 10^{-7}}{2} = 15 \times 10^{-7} \text{ m} = 1.5 \text{ microns}$ .

**Example: 10** In a Young's double slit experiment, the slit separation is  $1 \text{ mm}$  and the screen is  $1 \text{ m}$  from the slit. For a monochromatic light of wavelength  $500 \text{ nm}$ , the distance of 3rd minima from the central maxima is

- (a) 0.50 mm (b) 1.25 mm (c) 1.50 mm (d) 1.75 mm

**Solution:** (b) Distance of  $n^{\text{th}}$  minima from central maxima is given as  $x = \frac{(2n - 1)\lambda D}{2d}$

So here  $x = \frac{(2 \times 3 - 1) \times 500 \times 10^{-9} \times 1}{2 \times 10^{-3}} = 1.25 \text{ mm}$

**Example: 11** The two slits at a distance of  $1 \text{ mm}$  are illuminated by the light of wavelength  $6.5 \times 10^{-7} \text{ m}$ . The interference fringes are observed on a screen placed at a distance of  $1 \text{ m}$ . The distance between third dark fringe and fifth bright fringe will be

- (a) 0.65 mm                      (b) 1.63 mm                      (c) 3.25 mm                      (d) 4.88 mm

**Solution:** (b) Distance between  $n^{\text{th}}$  bright and  $m^{\text{th}}$  dark fringe ( $n > m$ ) is given as  $x = \left(n - m + \frac{1}{2}\right) \frac{D}{d}$

$$\Rightarrow x = \left(5 - 3 + \frac{1}{2}\right) \times \frac{6.5 \times 10^{-7} \times 1}{1 \times 10^{-3}} = 1.63 \text{ mm} .$$

**Example: 12** The slits in a Young's double slit experiment have equal widths and the source is placed symmetrically relative to the slits. The intensity at the central fringes is  $I_0$ . If one of the slits is closed, the intensity at this point will be

- (a)  $I_0$                       (b)  $I_0 / 4$                       (c)  $I_0 / 2$                       (d)  $4I_0$

**Solution:** (b) By using  $I_R = 4I \cos^2 \frac{w}{2}$  {where  $I$  = Intensity of each wave}

At central position  $w = 0^\circ$ , hence initially  $I_0 = 4I$ .

If one slit is closed, no interference takes place so intensity at the same location will be  $I$  only i.e. intensity become  $\frac{1}{4}$ th or  $\frac{I_0}{4}$ .

**Example: 13** In double slit experiment, the angular width of the fringes is  $0.20^\circ$  for the sodium light ( $\lambda = 5890 \text{ \AA}$ ). In order to increase the angular width of the fringes by 10%, the necessary change in the wavelength is

- (a) Increase of  $589 \text{ \AA}$                       (b) Decrease of  $589 \text{ \AA}$                       (c) Increase of  $6479 \text{ \AA}$                       (d) Zero

**Solution:** (a) By using  $\lambda = \frac{\lambda_1}{\lambda_2} \Rightarrow \frac{\lambda_1}{\lambda_2} = \frac{\lambda_1}{\lambda_2} \Rightarrow \frac{0.20^\circ}{(0.20^\circ + 10\% \text{ of } 0.20^\circ)} = \frac{5890}{\lambda_2} \Rightarrow \frac{0.20}{0.22} = \frac{5890}{\lambda_2} \Rightarrow \lambda_2 = 6479$

So increase in wavelength =  $6479 - 5890 = 589 \text{ \AA}$ .

**Example: 14** In Young's experiment, light of wavelength  $4000 \text{ \AA}$  is used, and fringes are formed at  $2 \text{ metre}$  distance and has a fringe width of  $0.6 \text{ mm}$ . If whole of the experiment is performed in a liquid of refractive index 1.5, then width of fringe will be

- (a) 0.2 mm                      (b) 0.3 mm                      (c) 0.4 mm                      (d) 1.2 mm

**Solution:** (c)  $S_{\text{medium}} = \frac{S_{\text{air}}}{\mu} \Rightarrow S_{\text{medium}} = \frac{0.6}{1.5} = 0.4 \text{ mm} .$

**Example: 15** Two identical sources emitted waves which produces intensity of  $k$  unit at a point on screen where path difference is  $\lambda$ . What will be intensity at a point on screen at which path difference is  $\lambda/4$

- (a)  $\frac{k}{4}$                       (b)  $\frac{k}{2}$                       (c)  $k$                       (d) Zero

**Solution:** (b) By using phase difference  $w = \frac{2\pi}{\lambda}(\Delta)$

For path difference  $\lambda$ , phase difference  $w_1 = 2\pi$  and for path difference  $\lambda/4$ , phase difference  $w_2 = \pi/2$ .

Also by using  $I = 4I_0 \cos^2 \frac{w}{2} \Rightarrow \frac{I_1}{I_2} = \frac{\cos^2(w_1/2)}{\cos^2(w_2/2)} \Rightarrow \frac{k}{I_2} = \frac{\cos^2(2\pi/2)}{\cos^2(\pi/2)} = \frac{1}{1/2} \Rightarrow I_2 = \frac{k}{2}$ .

**Example: 16** A thin mica sheet of thickness  $2 \times 10^{-6} \text{ m}$  and refractive index ( $\mu = 1.5$ ) is introduced in the path of the first wave. The wavelength of the wave used is  $5000 \text{ \AA}$ . The central bright maximum will shift

- (a) 2 fringes upward                      (b) 2 fringes downward                      (c) 10 fringes upward                      (d) None of these

## 14 Wave Optics

**Solution:** (a) By using shift  $\Delta x = \frac{p}{\lambda}(\mu - 1)t \Rightarrow \Delta x = \frac{5}{5000 \times 10^{-10}}(1.5 - 1) \times 2 \times 10^{-6} = 2s$

Since the sheet is placed in the path of the first wave, so shift will be 2 fringes upward.

**Example: 17** In a YDSE fringes are observed by using light of wavelength  $4800 \text{ \AA}$ , if a glass plate ( $\mu = 1.5$ ) is introduced in the path of one of the wave and another plates is introduced in the path of the ( $\mu = 1.8$ ) other wave. The central fringe takes the position of fifth bright fringe. The thickness of plate will be

- (a) 8 micron                      (b) 80 micron                      (c) 0.8 micron                      (d) None of these

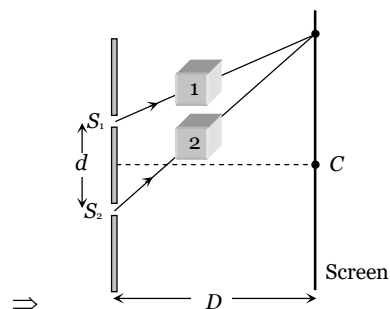
**Solution:** (a) Shift due to the first plate  $x_1 = \frac{S}{\lambda}(\mu_1 - 1)t$                       (Upward)

and shift due to the second  $x_2 = \frac{S}{\lambda}(\mu_2 - 1)t$                       (Downward)

Hence net shift  $= x_2 - x_1 = \frac{S}{\lambda}(\mu_2 - \mu_1)t$

$$\Rightarrow 5p = \frac{S}{\lambda}(1.8 - 1.5)t$$

$$t = \frac{5\lambda}{0.3} = \frac{5 \times 4800 \times 10^{-10}}{0.3} = 8 \times 10^{-6} \text{ m} = 8 \text{ micron} .$$



**Example: 18** In young double slit experiment  $\frac{d}{D} = 10^{-4}$  ( $d =$  distance between slits,  $D =$  distance of screen from the slits). At a point  $P$  on the screen resulting intensity is equal to the intensity due to individual slit  $I_0$ . Then the distance of point  $P$  from the central maxima is ( $\lambda = 6000 \text{ \AA}$ )

- (a) 2 mm                      (b) 1 mm                      (c) 0.5 mm                      (d) 4 mm

**Solution:** (a) By using shift  $I = 4I_0 \cos^2(w/2) \Rightarrow I_0 = 4I_0 \cos^2(w/2) \Rightarrow \cos(w/2) = \frac{1}{2}$  or  $\frac{w}{2} = \frac{f}{3} \Rightarrow w = \frac{2f}{3}$

$$\text{Also path difference } \Delta = \frac{xd}{D} = \frac{\lambda}{2f} \times w \Rightarrow x \times \left(\frac{d}{D}\right) = \frac{6000 \times 10^{-10}}{2f} \times \frac{2f}{3} \Rightarrow x = 2 \times 10^{-3} \text{ m} = 2 \text{ mm} .$$

**Example: 19** Two identical radiators have a separation of  $d = \lambda/4$ , where  $\lambda$  is the wavelength of the waves emitted by either source. The initial phase difference between the sources is  $f/4$ . Then the intensity on the screen at a distance point situated at an angle  $\theta = 30^\circ$  from the radiators is (here  $I_0$  is the intensity at that point due to one radiator)

- (a)  $I_0$                       (b)  $2I_0$                       (c)  $3I_0$                       (d)  $4I_0$

**Solution:** (a) Initial phase difference  $w_0 = \frac{f}{4}$ ; Phase difference due to path difference  $w' = \frac{2f}{\lambda}(\Delta)$

$$\text{where } \Delta = d \sin \theta \Rightarrow w' = \frac{2f}{\lambda}(d \sin \theta) = \frac{2f}{\lambda} \times \frac{\lambda}{4} (\sin 30^\circ) = \frac{f}{4}$$

$$\text{Hence total phase difference } w = w_0 + w' = \frac{w}{4} . \text{ By using } I = 4I_0 \cos^2(w/2) = 4I_0 \cos^2\left(\frac{f/2}{2}\right) = 2I_0 .$$

**Example: 20** In YDSE a source of wavelength  $6000 \text{ \AA}$  is used. The screen is placed 1 m from the slits. Fringes formed on the screen, are observed by a student sitting close to the slits. The student's eye can distinguish two neighbouring fringes. If they subtend an angle more than 1 minute of arc. What will be the maximum distance between the slits so that the fringes are clearly visible

- (a) 2.06 mm                      (b) 2.06 cm                      (c)  $2.06 \times 10^{-3} \text{ mm}$                       (d) None of these

**Solution:** (a) According to given problem angular fringe width  $\theta = \frac{\lambda}{d} \geq \frac{f}{180 \times 60}$  [As  $\lambda = \frac{f}{180 \times 60}$  rad]

$$\text{i.e. } d < \frac{6 \times 10^{-7} \times 180 \times 60}{f} \quad \text{i.e. } d < 2.06 \times 10^{-3} \text{ m} \Rightarrow d_{\max} = 2.06 \text{ mm}$$

**Example: 21** the maximum intensity in case of interference of  $n$  identical waves, each of intensity  $I_0$ , if the interference is (i) coherent and (ii) incoherent respectively are

- (a)  $n^2 I_0, n I_0$                       (b)  $n I_0, n^2 I_0$                       (c)  $n I_0, I_0$                       (d)  $n^2 I_0, (n-1) I_0$

**Solution:** (a) In case of interference of two wave  $I = I_1 + I_2 + 2\sqrt{I_1 I_2} \cos w$

(i) In case of coherent interference  $w$  does not vary with time and so  $I$  will be maximum when  $\cos w = \max = 1$

$$\text{i.e. } (I_{\max})_{co} = I_1 + I_2 + 2\sqrt{I_1 I_2} = (\sqrt{I_1} + \sqrt{I_2})^2$$

So for  $n$  identical waves each of intensity  $I_0$   $(I_{\max})_{co} = (\sqrt{I_0} + \sqrt{I_0} + \dots)^2 = (n\sqrt{I_0})^2 = n^2 I_0$

(ii) In case of incoherent interference at a given point,  $w$  varies randomly with time, so  $(\cos w)_{av} = 0$  and hence  $(I_R)_{Inco} = I_1 + I_2$

So in case of  $n$  identical waves  $(I_R)_{Inco} = I_0 + I_0 + \dots = n I_0$

**Example: 22** The width of one of the two slits in a Young's double slit experiment is double of the other slit. Assuming that the amplitude of the light coming from a slit is proportional to the slit width. The ratio of the maximum to the minimum intensity in interference pattern will be

- (a)  $\frac{1}{a}$                       (b)  $\frac{9}{1}$                       (c)  $\frac{2}{1}$                       (d)  $\frac{1}{2}$

**Solution:** (b)  $A_{\max} = 2A + A = 3A$  and  $A_{\min} = 2A - A = A$ . Also  $\frac{I_{\max}}{I_{\min}} = \left(\frac{A_{\max}}{A_{\min}}\right)^2 = \left(\frac{3A}{A}\right)^2 = \frac{9}{1}$

**Example: 23** A star is moving towards the earth with a speed of  $4.5 \times 10^6 \text{ m/s}$ . If the true wavelength of a certain line in the spectrum received from the star is  $5890 \text{ \AA}$ , its apparent wavelength will be about [ $c = 3 \times 10^8 \text{ m/s}$ ]

- (a)  $5890 \text{ \AA}$                       (b)  $5978 \text{ \AA}$                       (c)  $5802 \text{ \AA}$                       (d)  $5896 \text{ \AA}$

**Solution:** (c) By using  $\lambda' = \lambda \left(1 - \frac{v}{c}\right) \Rightarrow \lambda' = 5890 \left(1 - \frac{4.5 \times 10^6}{3 \times 10^8}\right) = 5802 \text{ \AA}$ .

**Example: 24** Light coming from a star is observed to have a wavelength of  $3737 \text{ \AA}$ , while its real wavelength is  $3700 \text{ \AA}$ . The speed of the star relative to the earth is [Speed of light =  $3 \times 10^8 \text{ m/s}$ ]

- (a)  $3 \times 10^5 \text{ m/s}$                       (b)  $3 \times 10^6 \text{ m/s}$                       (c)  $3.7 \times 10^7 \text{ m/s}$                       (d)  $3.7 \times 10^6 \text{ m/s}$

**Solution:** (b) By using  $\Delta \lambda = \lambda \frac{v}{c} \Rightarrow (3737 - 3700) = 3700 \times \frac{v}{3 \times 10^8} \Rightarrow v = 3 \times 10^6 \text{ m/s}$ .

**Example: 25** Light from the constellation Virgo is observed to increase in wavelength by 0.4%. With respect to Earth the constellation is

- (a) Moving away with velocity  $1.2 \times 10^6 \text{ m/s}$                       (b) Coming closer with velocity  $1.2 \times 10^6 \text{ m/s}$   
(c) Moving away with velocity  $4 \times 10^6 \text{ m/s}$                       (d) Coming closer with velocity  $4 \times 10^6 \text{ m/s}$

## 16 Wave Optics

**Solution:** (a) By using  $\frac{\Delta\lambda}{\lambda} = \frac{v}{c}$ ; where  $\frac{\Delta\lambda}{\lambda} = \frac{0.4}{100}$  and  $c = 3 \times 10^8 \text{ m/s} \Rightarrow \frac{0.4}{100} = \frac{v}{3 \times 10^8} \Rightarrow v = 1.2 \times 10^6 \text{ m/s}$

Since wavelength is increasing *i.e.* it is moving away.

### Tricky example: 1

In *YDSE*, distance between the slits is  $2 \times 10^{-3} \text{ m}$ , slits are illuminated by a light of wavelength  $2000\text{Å} - 9000 \text{Å}$ . In the field of view at a distance of  $10^{-3} \text{ m}$  from the central position which wavelength will be observe. Given distance between slits and screen is  $2.5 \text{ m}$

- (a)  $40000 \text{Å}$                       (b)  $4500 \text{Å}$                       (c)  $5000 \text{Å}$                       (d)  $5500 \text{Å}$

**Solution :** (b)  $x = \frac{n\lambda D}{d} \Rightarrow \lambda = \frac{xd}{nD} = \frac{10^{-3} \times 2 \times 10^{-3}}{n \times 2.5} \Rightarrow \frac{8 \times 10^{-7}}{n} \text{ m} = \frac{8000}{n} \text{Å}$

For  $n = 1, 2, 3, \dots$  } =  $8000 \text{Å}, 4000 \text{Å}, \frac{8000}{3} \text{Å}, \dots$

Hence only option (a) is correct.

### Tricky example: 2

$I$  is the intensity due to a source of light at any point  $P$  on the screen. If light reaches the point  $P$  via two different paths (a) direct (b) after reflection from a plane mirror then path difference between two paths is  $\frac{3\lambda}{2}$ , the intensity at  $P$  is

- (a)  $I$                                       (b) Zero                                      (c)  $2I$                                       (d)  $4I$

**Solution :** (d) Reflection of light from plane mirror gives additional path difference of  $\frac{\lambda}{2}$  between two waves

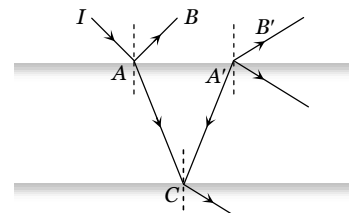
$\therefore$  Total path difference =  $\frac{3\lambda}{2} + \frac{\lambda}{2} = 2\lambda$

Which satisfies the condition of maxima. Resultant intensity =  $(\sqrt{I} + \sqrt{I})^2 = 4I$ .

### Tricky example: 3

A ray of light of intensity  $I$  is incident on a parallel glass-slab at a point  $A$  as shown in figure. It undergoes partial reflection and refraction. At each reflection 25% of incident energy is reflected. The rays  $AB$  and  $A'B'$  undergo interference. The ratio  $I_{\max} / I_{\min}$  is

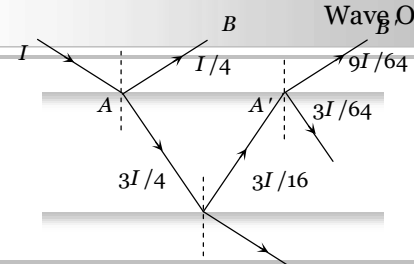
- (a) 4 : 1  
(b) 8 : 1  
(c) 7 : 1  
(d) 49 : 1



**Solution :** (d) From figure  $I_1 = \frac{I}{4}$  and  $I_2 = \frac{9I}{64} \Rightarrow \frac{I_2}{I_1} = \frac{9}{16}$



$$\text{By using } \frac{I_{\max}}{I_{\min}} = \frac{\left( \sqrt{\frac{I_2}{I_1}} + 1 \right)}{\left( \sqrt{\frac{I_2}{I_1}} - 1 \right)} = \frac{\left( \sqrt{\frac{9}{16}} + 1 \right)}{\left( \sqrt{\frac{9}{16}} - 1 \right)} = \frac{49}{1}$$



### Fresnel's Biprism

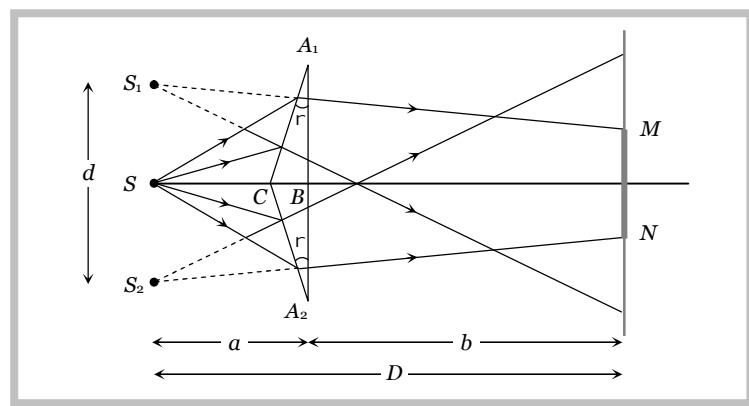
(1) It is an optical device of producing interference of light. Fresnel's biprism is made by joining base to base two thin prisms ( $A_1BC$  and  $A_2BC$  as shown in the figure) of very small angle or by grinding a thick glass plate.

(2) Acute angle of prism is about  $1/2^\circ$  and obtuse angle of prism is about  $179^\circ$ .

(3) When a monochromatic light source is kept in front of biprism two coherent virtual sources  $S_1$  and  $S_2$  are produced.

(4) Interference fringes are found on the screen (in the  $MN$  region) placed behind the biprism. Interference fringes are formed in the limited region which can be observed with the help of an eye piece.

(5) Fringe width is measured by a micrometer attached to the eye piece. Fringes are of equal width and its value is  $s = \frac{\lambda D}{d} \Rightarrow \lambda = \frac{s d}{D}$

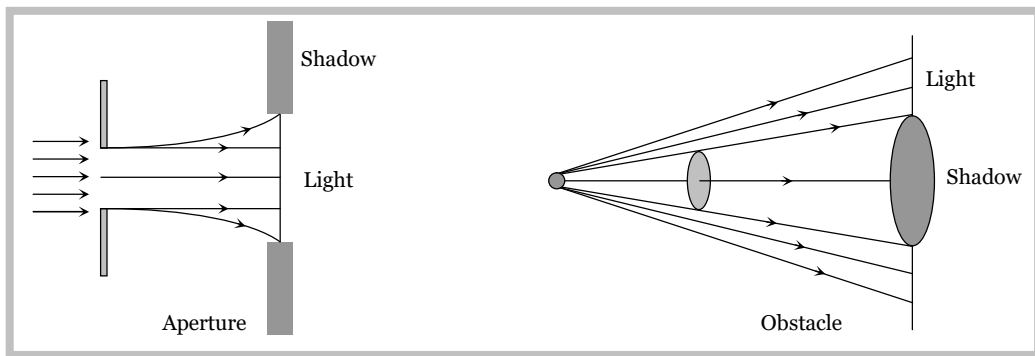


Let the separation between  $S_1$  and  $S_2$  be  $d$  and the distance of slits and the screen from the biprism be  $a$  and  $b$  respectively *i.e.*  $D = (a + b)$ . If angle of prism is  $r$  and refractive index is  $\mu$  then  $d = 2a(\mu - 1)r$

$$\therefore \lambda = \frac{s [2a(\mu - 1)r]}{(a + b)} \Rightarrow s = \frac{(a + b)\lambda}{2a(\mu - 1)r}$$

## Diffraction of Light

It is the phenomenon of bending of light around the corners of an obstacle/aperture of the size of the wavelength of light.



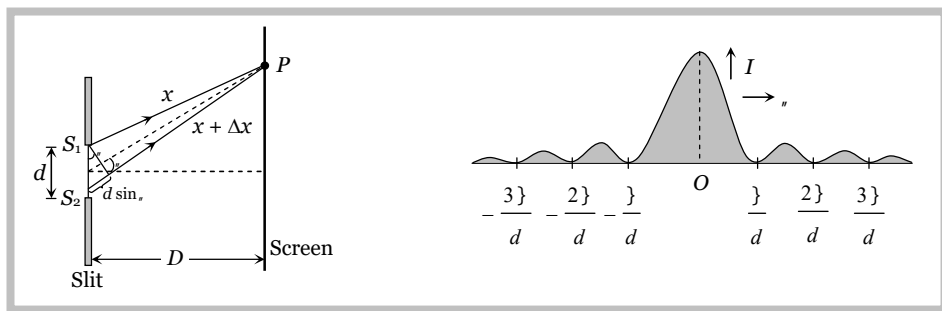
**Note :** □ Diffraction is the characteristic of all types of waves.

- Greater the wavelength of wave, higher will be its degree of diffraction.
- Experimental study of diffraction was extended by Newton as well as Young. Most systematic study carried out by Huygens on the basis of wave theory.
- The minimum distance at which the observer should be from the obstacle to observe the diffraction of light of wavelength  $\lambda$  around the obstacle of size  $d$  is given by  $x = \frac{d^2}{4\lambda}$ .

(1) **Types of diffraction :** The diffraction phenomenon is divided into two types

Fresnel diffraction	Fraunhofer diffraction
(i) If either source or screen or both are at finite distance from the diffracting device (obstacle or aperture), the diffraction is called Fresnel type. (ii) Common examples : Diffraction at a straight edge, narrow wire or small opaque disc etc.	(i) In this case both source and screen are effectively at infinite distance from the diffracting device. (ii) Common examples : Diffraction at single slit, double slit and diffraction grating.

(2) **Diffraction of light at a single slit :** In case of diffraction at a single slit, we get a central bright band with alternate bright (maxima) and dark (minima) bands of decreasing intensity as shown



(i) Width of central maxima  $s_0 = \frac{2\lambda D}{d}$ ; and angular width  $= \frac{2\lambda}{d}$

(ii) Minima occurs at a point on either side of the central maxima, such that the path difference between the waves from the two ends of the aperture is given by  $\Delta = n\lambda$ ; where  $n = 1, 2, 3, \dots$

$$\text{i.e. } d \sin \theta = n\lambda \Rightarrow \sin \theta = \frac{n\lambda}{d}$$

(iii) The secondary maxima occurs, where the path difference between the waves from the two ends of the aperture is given by  $\Delta = (2n + 1)\frac{\lambda}{2}$ ; where  $n = 1, 2, 3, \dots$

$$\text{i.e. } d \sin \theta = (2n + 1)\frac{\lambda}{2} \Rightarrow \sin \theta = \frac{(2n + 1)\lambda}{2d}$$

### (3) Comparison between interference and diffraction

Interference	Diffraction
Results due to the superposition of waves from two coherent sources.	Results due to the superposition of wavelets from different parts of same wave front. (single coherent source)
All fringes are of same width $s = \frac{\lambda D}{d}$	All secondary fringes are of same width but the central maximum is of double the width $s_0 = 2s = 2\frac{\lambda D}{d}$
All fringes are of same intensity	Intensity decreases as the order of maximum increases.
Intensity of all minimum may be zero	Intensity of minima is not zero.
Positions of $n$ th maxima and minima $x_{n(\text{Bright})} = \frac{n\lambda D}{d}$ , $x_{n(\text{Dark})} = (2n - 1)\frac{\lambda D}{2d}$	Positions of $n$ th secondary maxima and minima $x_{n(\text{Bright})} = (2n + 1)\frac{\lambda D}{2d}$ , $x_{n(\text{Dark})} = \frac{n\lambda D}{d}$
Path difference for $n$ th maxima $\Delta = n\lambda$	for $n$ th secondary maxima $\Delta = (2n + 1)\frac{\lambda}{2}$
Path difference for $n$ th minima $\Delta = (2n - 1)\frac{\lambda}{2}$	Path difference for $n$ th minima $\Delta = n\lambda$

(4) **Diffraction and optical instruments** : The objective lens of optical instrument like telescope or microscope etc. acts like a circular aperture. Due to diffraction of light at a circular aperture, a converging lens

## 20 Wave Optics

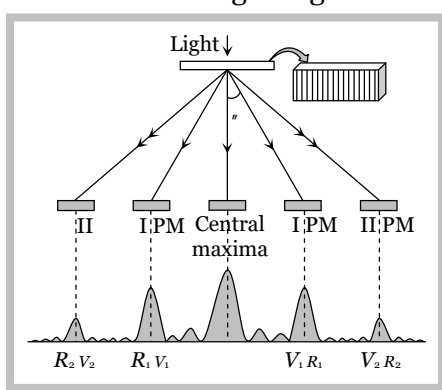
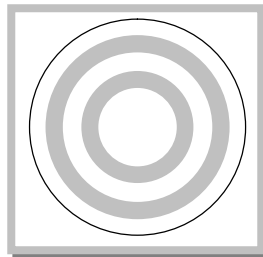
cannot form a point image of an object rather it produces a brighter disc known as Airy disc surrounded by alternate dark and bright concentric rings.

The angular half width of Airy disc  $= \theta = \frac{1.22 \lambda}{D}$  (where  $D$  = aperture of lens)

The lateral width of the image  $= f \theta$  (where  $f$  = focal length of the lens)

**Note** : □ Diffraction of light limits the ability of optical instruments to form clear images of objects when they are close to each other.

(5) **Diffraction grating** : Consists of large number of equally spaced parallel slits. If light is incident normally on a transmission grating, the diffraction of principle maxima (PM) is given by  $d \sin \theta = n \lambda$  ; where  $d$  = distance between two consecutive slits and is called grating element.

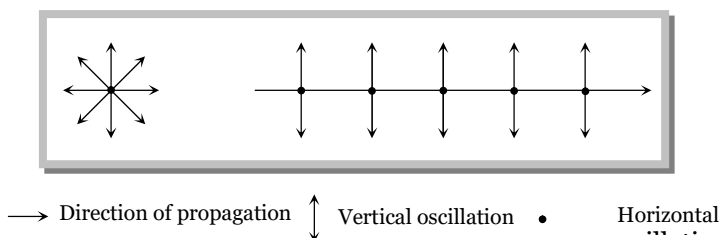
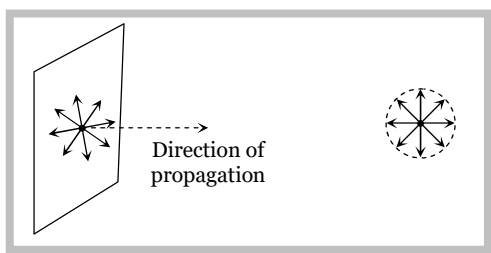


## Polarisation of Light

Light propagates as transverse EM waves. The magnitude of electric field is much larger as compared to magnitude of magnetic field. We generally prefer to describe light as electric field oscillations.

### (1) Unpolarised light

The light having electric field oscillations in all directions in the plane perpendicular to the direction of propagation is called Unpolarised light. The oscillation may be resolved into horizontal and vertical component.



### (2) Polarised light

The light having oscillations only in one plane is called Polarised or plane polarised light.

(i) The plane in which oscillation occurs in the polarised light is called plane of oscillation.

(ii) The plane perpendicular to the plane of oscillation is called plane of polarisation.

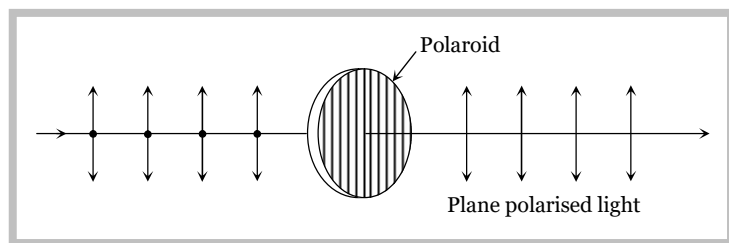
(iii) Light can be polarised by transmitting through certain crystals such as tourmaline or polaroids.

### (3) Polaroids

It is a device used to produce the plane polarised light. It is based on the principle of selective absorption and is more effective than the tourmaline crystal.

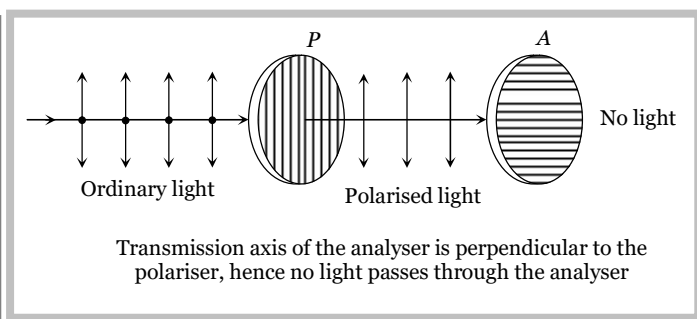
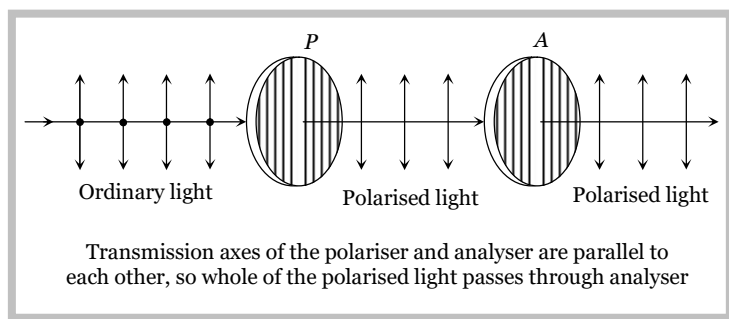
or

It is a thin film of ultramicroscopic crystals of quinine idosulphate with their optic axis parallel to each other.



(i) Polaroids allow the light oscillations parallel to the transmission axis pass through them.

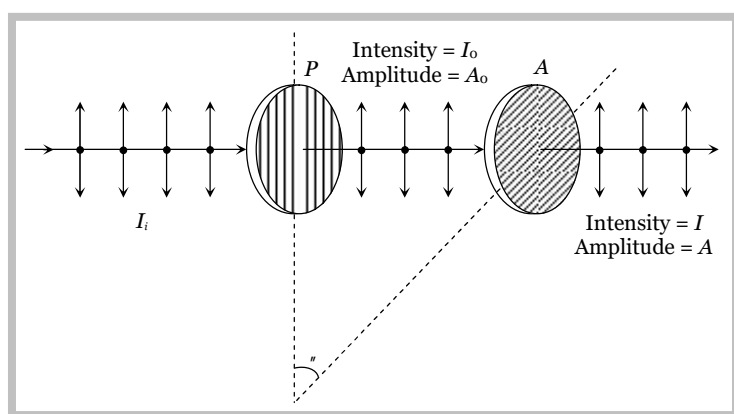
(ii) The crystal or polaroid on which unpolarised light is incident is called polariser. Crystal or polaroid on which polarised light is incident is called analyser.



**Note :** □ When unpolarised light is incident on the polariser, the intensity of the transmitted polarised light is half the intensity of unpolarised light.

#### (4) Malus law

This law states that the intensity of the polarised light transmitted through the analyser varies as the square of the cosine of the angle between the plane of transmission of the analyser and the plane of the polariser.



$$(i) I = I_0 \cos^2 \theta \text{ and } A^2 = A_0^2 \cos^2 \theta \Rightarrow A = A_0 \cos \theta$$

$$\text{If } \theta = 0^\circ, I = I_0, A = A_0, \quad \text{If } \theta = 45^\circ, I = \frac{I_0}{2}, A = \frac{A_0}{\sqrt{2}}, \quad \text{If } \theta = 90^\circ, I = 0, A = 0$$

(ii) If  $I_i$  = Intensity of unpolarised light.

So  $I_0 = \frac{I_i}{2}$  i.e. if an unpolarised light is converted into plane polarised light (say by passing it through a polaroid or a Nicol-prism), its intensity becomes half. and  $I = \frac{I_i}{2} \cos^2 \theta$

**Note :** □ Percentage of polarisation =  $\frac{(I_{\max} - I_{\min})}{(I_{\max} + I_{\min})} \times 100$

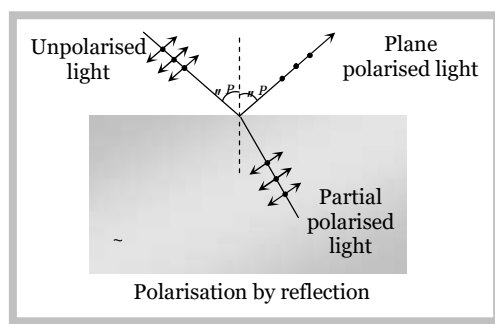
(5) **Brewster's law :** Brewster discovered that when a beam of unpolarised light is reflected from a transparent medium (refractive index =  $\mu$ ), the reflected light is completely plane polarised at a certain angle of incidence (called the angle of polarisation  $\theta_p$ ).

Also  $\mu = \tan \theta_p$  Brewster's law

(i) For  $i < \theta_p$  or  $i > \theta_p$

Both reflected and refracted rays become partially polarised

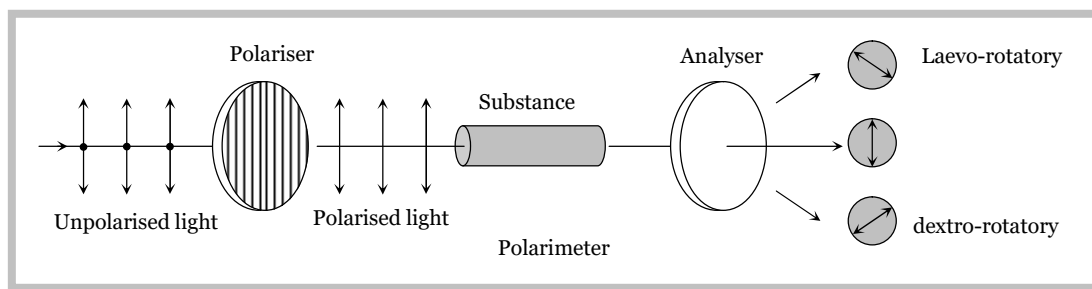
(ii) For glass  $\theta_p \approx 57^\circ$ , for water  $\theta_p \approx 53^\circ$



### (6) Optical activity and specific rotation

When plane polarised light passes through certain substances, the plane of polarisation of the light is rotated about the direction of propagation of light through a certain angle. This phenomenon is called optical activity or optical rotation and the substances optically active.

If the optically active substance rotates the plane of polarisation clockwise (looking against the direction of light), it is said to be *dextro-rotatory* or *right-handed*. However, if the substance rotates the plane of polarisation anti-clockwise, it is called *laevo-rotatory* or *left-handed*.



The optical activity of a substance is related to the asymmetry of the molecule or crystal as a whole, e.g., a solution of cane-sugar is dextro-rotatory due to asymmetrical molecular structure while crystals of quartz are dextro or laevo-rotatory due to structural asymmetry which vanishes when quartz is fused.

Optical activity of a substance is measured with help of polarimeter in terms of 'specific rotation' which is defined as the rotation produced by a solution of length 10 cm (1 dm) and of unit concentration (i.e. 1 g/cc) for a given wavelength of light at a given temperature. i.e.  $[\alpha]_D^{20} = \frac{\alpha}{L \times C}$  where  $\alpha$  is the rotation in length  $L$  at concentration  $C$ .

**(7) Applications and uses of polarisation**

(i) By determining the polarising angle and using Brewster's law, *i.e.*  $\tan i_p = \frac{n_2}{n_1}$ , refractive index of dark transparent substance can be determined.

(ii) It is used to reduce glare.

(iii) In calculators and watches, numbers and letters are formed by liquid crystals through polarisation of light called liquid crystal display (**LCD**).

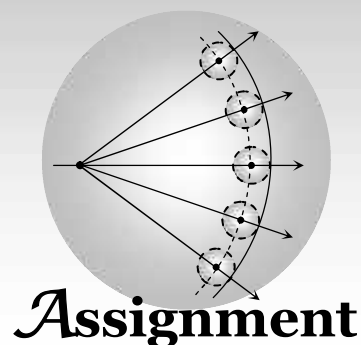
(iv) In CD player polarised laser beam acts as needle for producing sound from compact disc which is an encoded digital format.

(v) It has also been used in recording and reproducing three-dimensional pictures.

(vi) Polarisation of scattered sunlight is used for navigation in solar-compass in polar regions.

(vii) Polarised light is used in optical stress analysis known as 'photoelasticity'.

(viii) Polarisation is also used to study asymmetries in molecules and crystals through the phenomenon of 'optical activity'.



*Nature of light and interference of light*

1. The dual nature of light is exhibited by
 

(a) Diffraction and photoelectric effect	(b) Diffraction and reflection
(c) Refraction and interference	(d) Photoelectric effect
2. Huygen wave theory allows us to know
 

(a) The wavelength of the wave	(b) The velocity of the wave
(c) The amplitude of the wave	(d) The propagation of wave fronts
3. When a beam of light is used to determine the position of an object, the maximum accuracy is achieved if the light is
 

(a) Polarised	(b) Of longer wavelength	(c) Of shorter wavelength	(d) Of high intensity
---------------	--------------------------	---------------------------	-----------------------
4. Which of the following phenomenon does not show the wave nature of light
 

(a) Diffraction	(b) Interference	(c) Refraction	(d) Photoelectric effect
-----------------	------------------	----------------	--------------------------
5. As a result of interference of two coherent sources of light, energy is
 

(a) Increased	(b) Redistributed and the distribution does not vary with time	(c) Decreased	(d) Redistributed and the distribution changes with time
---------------	--	---------------	--
6. To demonstrate the phenomenon of interference, we require two sources which emit radiation
 

(a) Of the same frequency and having a definite phase relationship	(b) Of nearly the same frequency	(c) Of the same frequency	(d) Of different wavelengths
--	----------------------------------	---------------------------	------------------------------
7. Consider the following statements  
**Assertion (A):** Thin films such as soap bubble or a thin layer of oil on water show beautiful colours, when illuminated by white light.  
**Reason (R) :** It happens due to the interference of light reflected from the upper surface of the thin film.  
 Of these statements
 

(a) Both <i>A</i> and <i>R</i> are true but <i>R</i> is a correct explanation of <i>A</i>	(b) Both <i>A</i> and <i>R</i> are true but <i>R</i> is not a correct explanation of <i>A</i>
(c) <i>A</i> is true but <i>R</i> is false	(d) <i>A</i> is false but <i>R</i> is true
(e) Both <i>A</i> and <i>R</i> are false	
8. When light passes from one medium into another medium, then the physical property which does not change is
 

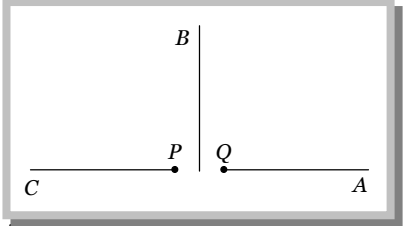
(a) Velocity	(b) Wavelength	(c) Frequency	(d) Refractive index
--------------	----------------	---------------	----------------------
9. The frequency of light ray having the wavelength  $3000\text{\AA}$  is
 

(a) $9 \times 10^{13}$ cycles/sec	(b) $10^{15}$ cycles/sec	(c) 90 cycles/sec	(d) 3000 cycles/sec
-----------------------------------	--------------------------	-------------------	---------------------



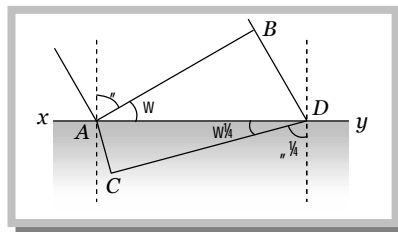
10. Two coherent sources of different intensities send waves which interfere. The ratio of maximum intensity to the minimum intensity is 25. The intensities of the sources are in the ratio  
 (a) 25 : 1 (b) 5 : 1 (c) 9 : 4 (d) 25 : 16
11. What is the path difference of destructive interference  
 (a)  $n\lambda$  (b)  $n(\lambda + 1)$  (c)  $\frac{(n+1)\lambda}{2}$  (d)  $\frac{(2n+1)\lambda}{2}$
12. Two coherent monochromatic light beams of intensities  $I$  and  $4I$  are superposed. The maximum and minimum possible intensities in the resulting beam are  
 (a)  $5I$  and  $I$  (b)  $5I$  and  $3I$  (c)  $9I$  and  $I$  (d)  $9I$  and  $3I$
13. Laser beams are used to measure long distance because  
 (a) They are monochromatic (b) They are highly polarised  
 (c) They are coherent (d) They have high degree of parallelism
14. Wave nature of light is verified by  
 (a) Interference (b) Photoelectric effect (c) Reflection (d) Refraction
15. If the wavelength of light in vacuum be  $\lambda$ , the wavelength in a medium of refractive index  $n$  will be  
 (a)  $n\lambda$  (b)  $\frac{\lambda}{n}$  (c)  $\frac{\lambda}{n^2}$  (d)  $n^2\lambda$
16. Newton postulated his corpuscular theory on the basis of  
 (a) Newton's rings (b) Colours of thin films  
 (c) Rectilinear propagation of light (d) Dispersion of white light
17. Two coherent sources of intensities  $I_1$  and  $I_2$  produce an interference pattern. The maximum intensity in the interference pattern will be  
 (a)  $I_1 + I_2$  (b)  $I_1^2 + I_2^2$  (c)  $(I_1 + I_2)^2$  (d)  $(\sqrt{I_1} + \sqrt{I_2})^2$
18. Which one among the following shows particle nature of light  
 (a) Photo electric effect (b) Interference (c) Refraction (d) Polarization
19. For constructive interference to take place between two monochromatic light waves of wavelength  $\lambda$ , the path difference should be  
 (a)  $(2n-1)\frac{\lambda}{4}$  (b)  $(2n-1)\frac{\lambda}{2}$  (c)  $n\lambda$  (d)  $(2n+1)\frac{\lambda}{2}$
20. In a wave, the path difference corresponding to a phase difference of  $w$  is  
 (a)  $\frac{f}{2}\lambda$  (b)  $\frac{f}{\lambda}\lambda$  (c)  $\frac{\lambda}{2f}\lambda$  (d)  $\frac{\lambda}{f}\lambda$
21. A beam of monochromatic blue light of wavelength  $4200\text{\AA}$  in air travels in water, its wavelength in water will be  
 (a)  $2800\text{\AA}$  (b)  $5600\text{\AA}$  (c)  $3150\text{\AA}$  (d)  $4000\text{\AA}$
22. Wave front originating from a point source is  
 (a) Cylindrical (b) Spherical (c) Plane (d) Cubical
23. Waves that can not be polarised are  
 (a) Transverse waves (b) Longitudinal waves (c) Light waves (d) Electromagnetic waves
24. According to Huygen's wave theory, point on any wave front may be regarded as  
 (a) A photon (b) An electron (c) A new source of wave (d) Neutron
25. The light produced by a laser is all the following except  
 (a) Incoherent (b) Monochromatic  
 (c) In the form of a narrow beam (d) Electromagnetic
26. The phenomena of interference is shown by  
 (a) Longitudinal mechanical waves only (b) Transverse mechanical waves only  
 (c) Electromagnetic waves only (d) All the above types of waves
27. If the ratio of amplitude of two waves is 4 : 3, then the ratio of maximum and minimum intensity is

## 26 Wave Optics

- (a) 16 : 18                      (b) 18 : 16                      (c) 49 : 1                      (d) 94 : 1
- 28.** If the distance between a point source and screen is doubled, then intensity of light on the screen will become
- (a) Four times                      (b) Double                      (c) Half                      (d) One-fourth
- 29.** Soap bubble appears coloured due to the phenomenon of
- (a) Interference                      (b) Diffraction                      (c) Dispersion                      (d) Reflection
- 30.** Two waves are known to be coherent if they have
- (a) Same amplitude                      (b) Same wavelength  
(c) Same amplitude and wavelength                      (d) Constant phase difference and same wavelength
- 31.** An oil flowing on water seems coloured due to interference. For observing this effect, the approximate thickness of the oil film should be
- (a)  $100 \text{ \AA}$                       (b)  $10000 \text{ \AA}$                       (c)  $1 \text{ mm}$                       (d)  $1 \text{ cm}$
- 32.** If  $L$  is the coherence length and  $c$  the velocity of light, the coherent time is
- (a)  $cL$                       (b)  $\frac{L}{c}$                       (c)  $\frac{c}{L}$                       (d)  $\frac{1}{Lc}$
- 33.** By a monochromatic wave, we mean
- (a) A single ray                      (b) A single ray of a single colour  
(c) Wave having a single wavelength                      (d) Many rays of a single colour
- 34.** Two coherent sources of light produce destructive interference when phase difference between them is
- (a)  $2f$                       (b)  $f$                       (c)  $f/2$                       (d) 0
- 35.** Which one of the following statements is correct
- (a) In vacuum, the speed of light depends upon frequency  
(b) In vacuum, the speed of light does not depend upon frequency  
(c) In vacuum, the speed of light is independent of frequency and wavelength  
(d) In vacuum, the speed of light depends upon wavelength
- 36.** Figure here shows  $P$  and  $Q$  as two equally intense coherent sources emitting radiations of wavelength  $20 \text{ m}$ . The separation  $PQ$  is  $5.0 \text{ m}$  and phase of  $P$  is ahead of the phase of  $Q$  by  $90^\circ$ .  $A$ ,  $B$  and  $C$  are three distant points of observation equidistant from the mid-point of  $PQ$ . The intensity of radiations at  $A$ ,  $B$ ,  $C$  will bear the ratio
- (a) 0 : 1 : 4  
(b) 4 : 1 : 0  
(c) 0 : 1 : 2  
(d) 2 : 1 : 0
- 
- 37.** In Huygen's wave theory, the locus of all points in the same state of vibration is called
- (a) A half period zone                      (b) Vibrator                      (c) A wavefront                      (d) A ray
- 38.** The idea of the quantum nature of light has emerged in an attempt to explain
- (a) Interference                      (b) Diffraction  
(c) Radiation spectrum of a black body                      (d) Polarisation
- 39.** The necessary condition for an interference by two source of light is that the
- (a) Two monochromatic sources should be of same amplitude but with a constant phase  
(b) Two sources should be of same amplitude  
(c) Two point sources should have phase difference varying with time  
(d) Two sources should be of same wavelength
- 40.** If the intensity of the waves observed by two coherent sources is  $I$ . Then the intensity of resultant waves in constructive interference will be
- (a)  $2I$                       (b)  $4I$                       (c)  $I$                       (d) None of these

41. In figure, a wavefront  $AB$  moving in air is incident on a plane glass surface  $xy$ . Its position  $CD$  after refraction through a glass slab is shown also along with normals drawn at  $A$  and  $D$ . the refractive index of glass with respect to air will be equal to

- (a)  $\frac{\sin r}{\sin i}$   
 (b)  $\frac{\sin r}{\sin r'}$   
 (c)  $(BD/AC)$   
 (d)  $(AB/CD)$



42. Four independent waves are expressed as

(i)  $y_1 = a_1 \sin \xi t$       (ii)  $y_2 = a_2 \sin 2\xi t$       (iii)  $y_3 = a_3 \cos \xi t$       (iv)  $y_4 = a_4 \sin(\xi t + \pi/3)$

The interference is possible between

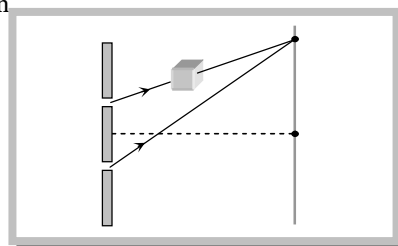
- (a) (i) and (ii)      (b) (i) and (iv)      (c) (iii) and (iv)      (d) Not possible at all
43. Colour of light is known by its  
 (a) Velocity      (b) Amplitude      (c) Frequency      (d) Polarisation
44. Laser light is considered to be coherent because it consists of  
 (a) Many wavelengths      (b) Uncoordinated wavelengths  
 (c) Coordinated waves of exactly the same wavelength      (d) Divergent beams
45. A laser beam may be used to measure very large distances because  
 (a) It is unidirectional      (b) It is coherent      (c) It is monochromatic      (d) It is not absorbed
46. Interference patterns are not observed in thick films, because  
 (a) Most of the incident light intensity is observed within the film  
 (b) A thick film has a high coefficient of reflection  
 (c) The maxima of interference patterns are far from the minima  
 (d) There is too much overlapping of colours washing out the interference pattern
47. Phenomenon of interference is not observed by two sodium lamps of same power. It is because both waves have  
 (a) Not constant phase difference      (b) Zero phase difference  
 (c) Different intensity      (d) Different frequencies

### Young's double slit experiment

#### Basic Level

48. In a Young's double slit experiment, the separation between the two slits is  $0.9 \text{ mm}$  and the fringes are observed one metre away. If it produces the second dark fringe at a distance of  $1 \text{ mm}$  from the central fringe, the wavelength of monochromatic source of light used is  
 (a)  $500 \text{ nm}$       (b)  $600 \text{ nm}$       (c)  $450 \text{ nm}$       (d)  $400 \text{ nm}$
49. A monochromatic beams of light is used for the formation of fringes on the screen by illuminating the two slits in the Young's double slit mica is interposed in the path of one of the interfering beams then

- (a) The fringe width increases  
 (b) The fringe width decreases  
 (c) The fringe width remains the same but the pattern shifts  
 (d) The fringe pattern disappears



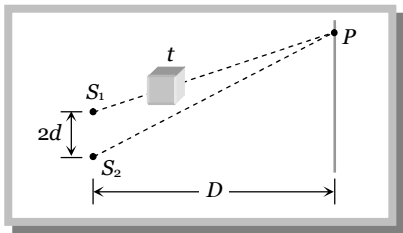
50. In a Young's double-slit experiment the fringe width is  $0.2 \text{ mm}$ . If the wavelength of light used is increased by  $10\%$  and the separation between the slits is also increased by  $10\%$ , the fringe width will be  
 (a)  $0.20 \text{ mm}$       (b)  $0.401 \text{ mm}$       (c)  $0.242 \text{ mm}$       (d)  $0.165 \text{ mm}$

## 28 Wave Optics

51. In Young's experiment, the distance between the slits is reduced to half and the distance between the slit and screen is doubled, then the fringe width
- (a) Will not change      (b) Will become half      (c) Will be doubled      (d) Will become four times
52. In an interference experiment, third bright fringe is obtained at a point on the screen with a light of  $700 \text{ nm}$ . What should be the wavelength of the light source in order obtain 5th bright fringe at the same point
- (a)  $500 \text{ nm}$       (b)  $630 \text{ nm}$       (c)  $750 \text{ nm}$       (d)  $420 \text{ nm}$
53. In Young's double-slit experiment the fringe width is  $s$ . If entire arrangement is placed in a liquid of refractive index  $n$ , the fringe width becomes
- (a)  $\frac{s}{n+1}$       (b)  $ns$       (c)  $s/n$       (d)  $s/n-1$
54. If the separation between slits in Young's double slit experiment is reduced to  $\frac{1}{3}$ rd, the fringe width becomes  $n$  times. The value of  $n$  is
- (a) 3      (b)  $\frac{1}{3}$       (c) 9      (d)  $\frac{1}{9}$
55. When a thin transparent plate of thickness  $t$  and refractive index  $\mu$  is placed in the path of one of the two interfering waves of light, then the path difference changes by
- (a)  $(\mu + 1)t$       (b)  $(\mu - 1)t$       (c)  $\frac{(\mu + 1)}{t}$       (d)  $\frac{(\mu - 1)}{t}$
56. In a Young's double slit experiment, the source illuminating the slits is changed from blue to violet. The width of the fringes
- (a) Increases      (b) Decreases      (c) Becomes unequal      (d) Remains constant
57. In Young's double slit experiment, the intensity of light coming from the first slit is double the intensity from the second slit. The ratio of the maximum intensity to the minimum intensity on the interference fringe pattern observed is
- (a) 34      (b) 40      (c) 25      (d) 38
58. In Young's double slit experiment the wavelength of light was changed from  $7000 \text{ \AA}$  to  $3500 \text{ \AA}$ . While doubling the separation between the slits which of the following is not true for this experiment
- (a) The width of the fringes changes  
 (b) The colour of bright fringes changes  
 (c) The separation between successive bright fringes changes  
 (d) The separation between successive dark fringes remains unchanged
59. In Young's double slit experiment, the central bright fringe can be identified
- (a) By using white light instead of monochromatic light      (b) As it is narrower than other bright fringes  
 (c) As it is wider than other bright fringes      (d) As it has a greater intensity than the other bright fringes
60. Interference was observed in interference chamber when air was present, now the chamber is evacuated and if the same light is used, a careful observer will see
- (a) No interference  
 (b) Interference with bright bands  
 (c) Interference with dark bands  
 (d) Interference in which width of the fringe will be slightly increased
61. A slit of width  $a$  is illuminated by white light. For red light ( $\lambda = 6500 \text{ \AA}$ ). The first minima is obtained at  $\theta = 30^\circ$ . Then the value of  $a$  will be
- (a)  $3250 \text{ \AA}$       (b)  $6.5 \times 10^{-4} \text{ mm}$       (c)  $1.24 \text{ microns}$       (d)  $2.6 \times 10^{-4} \text{ cm}$
62. In the Young's double slit experiment with sodium light. The slits are  $0.589 \text{ m}$  apart. The angular separation of the third maximum from the central maximum will be (given  $\lambda = 589 \text{ mm}$ )
- (a)  $\sin^{-1}(0.33 \times 10^8)$       (b)  $\sin^{-1}(0.33 \times 10^{-6})$       (c)  $\sin^{-1}(3 \times 10^{-8})$       (d)  $\sin^{-1}(3 \times 10^{-6})$
63. In the Young's double slit experiment for which colour the fringe width is least
- (a) Red      (b) Green      (c) Blue      (d) Yellow

64. In a Young's double slit experiment, the separation of the two slits is doubled. To keep the same spacing of fringes, the distance  $D$  of the screen from the slits should be made
- (a)  $\frac{D}{2}$  (b)  $\frac{D}{\sqrt{2}}$  (c)  $2D$  (d)  $4D$
65. Consider the following statements  
**Assertion (A):** In Young's experiment, the fringe width for dark fringes is different from that for bright fringes.  
**Reason (R) :** In Young's double slit experiment performed with a source of white light, only black and bright fringes are observed  
 Of these statements
- (a) Both  $A$  and  $R$  are true and  $R$  is a correct explanation of  $A$  (b) Both  $A$  and  $R$  are true but  $R$  is not a correct explanation of  $A$   
 (c) Both  $A$  and  $R$  are false (d)  $A$  is false but  $R$  is true  
 (e)  $A$  is true but  $R$  is false
66. In a Young's double slit experiment, 12 fringes are observed to be formed in a certain segment of the screen when light of wavelength  $600\text{ nm}$  is used. If the wavelength of light is changed to  $400\text{ nm}$ , number of fringes observed in the same segment of the screen is given by
- (a) 12 (b) 18 (c) 24 (d) 30
67. In Young's double slit experiment, a mica slit of thickness  $t$  and refractive index  $\mu$  is introduced in the ray from the first source  $S_1$ . By how much distance the fringes pattern will be displaced
- (a)  $\frac{d}{D}(\mu - 1)t$  (b)  $\frac{D}{d}(\mu - 1)t$  (c)  $\frac{d}{(\mu - 1)D}$  (d)  $\frac{D}{d}(\mu - 1)$
68. Young's double slit experiment is performed with light of wavelength  $550\text{ nm}$ . The separation between the slits is  $1.10\text{ mm}$  and screen is placed at distance of  $1\text{ m}$ . What is the distance between the consecutive bright or dark fringes
- (a)  $1.5\text{ mm}$  (b)  $1.0\text{ mm}$  (c)  $0.5\text{ mm}$  (d) None of these
69. In interference obtained by two coherent sources, the fringe width ( $\beta$ ) has the following relation with wavelength ( $\lambda$ )
- (a)  $\beta \propto \lambda^2$  (b)  $\beta \propto \lambda$  (c)  $\beta \propto 1/\lambda$  (d)  $\beta \propto \lambda^{-2}$
70. In a double slit experiment, instead of taking slits of equal widths, one slit is made twice as wide as the other. Then in the interference pattern
- (a) The intensities of both the maxima and the minima increase  
 (b) The intensity of maxima increases and the minima has zero intensity  
 (c) The intensity of maxima decreases and that of the minima increases  
 (d) The intensity of maxima decreases and the minima has zero intensity
71. In Young's double slit experiment with a source of light of wavelength  $6320\text{ \AA}$ , the first maxima will occur when
- (a) Path difference is  $9480\text{ \AA}$  (b) Phase difference is  $2\pi$  radian  
 (c) Path difference is  $6320\text{ \AA}$  (d) Phase difference is  $\pi$  radian
72. If a transparent medium of refractive index  $\mu = 1.5$  and thickness  $t = 2.5 \times 10^{-5}\text{ m}$  is inserted in front of one of the slits of Young's double slit experiment, how much will be the shift in the interference pattern? The distance between the slits is  $0.5\text{ mm}$  and that between slits and screen is  $100\text{ cm}$
- (a)  $5\text{ cm}$  (b)  $2.5\text{ cm}$  (c)  $0.25\text{ cm}$  (d)  $0.1\text{ cm}$
73. If a torch is used in place of monochromatic light in Young's experiment what will happen
- (a) Fringe will appear for a moment then it will disappear (b) Fringes will occur as from monochromatic light  
 (c) Only bright fringes will appear (d) No fringes will appear
74. When a thin metal plate is placed in the path of one of the interfering beams of light
- (a) Fringe width increases (b) Fringes disappear (c) Fringes become brighter (d) Fringes become blurred
75. What happens by the use of white light in Young's double slit experiment
- (a) Bright fringes are obtained

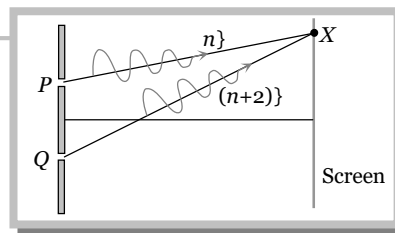
### 30 Wave Optics

- (b) Only bright and dark fringes are obtained  
 (c) Central fringe is bright and two or three coloured and dark fringes are observed  
 (d) None of these
76. Young's experiment is performed in air and then performed in water, the fringe width  
 (a) Will remain same (b) Will decrease (c) Will increase (d) Will be infinite
77. In Young's experiment, one slit is covered with a blue filter and the other (slit) with a yellow filter. Then the interference pattern  
 (a) Will be blue (b) Will be yellow (c) Will be green (d) Will not be formed
78. Two sources give interference pattern which is observed on a screen.  $D$  distance apart from the sources. The fringe width is  $2w$ . If the distance  $D$  is now doubled, the fringe width will  
 (a) Become  $w/2$  (b) Remain the same (c) Become  $w$  (d) Become  $4w$
79. In Young's double slit experiment, angular width of fringes is  $0.20^\circ$  for sodium light of wavelength  $5890 \text{ \AA}$ . If complete system is dipped in water, then angular width of fringes becomes  
 (a)  $0.11^\circ$  (b)  $0.15^\circ$  (c)  $0.22^\circ$  (d)  $0.30^\circ$
80. In two separate set-ups of the Young's double slit experiment, fringes of equal width are observed when lights of wavelengths in the ratio  $1 : 2$  are used. If the ratio of the slit separation in the two cases is  $2 : 1$ , the ratio of the distances between the plane of the slits and the screen in the two set-ups is  
 (a)  $4 : 1$  (b)  $1 : 1$  (c)  $1 : 4$  (d)  $2 : 1$
81. In a Young's double slit experiment, the central point on the screen is  
 (a) Bright (b) Dark (c) First bright and then dark (d) First dark and then bright
82. In Young's double slit experiment, the distance between sources is  $1 \text{ mm}$  and distance between the screen and source is  $1 \text{ m}$ . If the fringe width on the screen is  $0.06 \text{ cm}$ , then  $\lambda =$   
 (a)  $6000 \text{ \AA}$  (b)  $4000 \text{ \AA}$  (c)  $1200 \text{ \AA}$  (d)  $2400 \text{ \AA}$
83. In a Young's double slit experiment, the distance between two coherent sources is  $0.1 \text{ mm}$  and the distance between the slits and the screen is  $20 \text{ cm}$ . If the wavelength of light is  $5460 \text{ \AA}$  then the distance between two consecutive maxima is  
 (a)  $0.5 \text{ mm}$  (b)  $1.1 \text{ mm}$  (c)  $1.5 \text{ mm}$  (d)  $2.2 \text{ mm}$
84. If a thin mica sheet of thickness  $t$  and refractive index  $\mu = (5/3)$  is placed in the path of one of the interfering beams as shown in figure, then the displacement of the fringe system is  
 (a)  $\frac{Dt}{3d}$   
 (b)  $\frac{Dt}{5d}$   
 (c)  $\frac{Dt}{4d}$   
 (d)  $\frac{2Dt}{5d}$
- 
85. In a double slit experiment, the first minimum on either side of the central maximum occurs where the path difference between the two paths is  
 (a)  $\frac{\lambda}{4}$  (b)  $\frac{\lambda}{2}$  (c)  $\lambda$  (d)  $2\lambda$
86. In Young's double slit experiment, the phase difference between the light waves reaching third bright fringe from the central fringe will be  $(\phi = 6000 \text{ \AA})$   
 (a) Zero (b)  $2\phi$  (c)  $4\phi$  (d)  $6\phi$
87. Sodium light ( $\lambda = 6 \times 10^{-7} \text{ m}$ ) is used to produce interference pattern. The observed fringe width is  $0.12 \text{ mm}$ . The angle between the two interfering wave trains is  
 (a)  $5 \times 10^{-1} \text{ rad}$  (b)  $5 \times 10^{-3} \text{ rad}$  (c)  $1 \times 10^{-2} \text{ rad}$  (d)  $1 \times 10^{-3} \text{ rad}$
88. The contrast in the fringes in any interference pattern depends on  
 (a) Fringe width (b) Intensity ratio of the sources  
 (c) Distance between the slits (d) Wavelength

89. In Young's double slit experiment, carried out with light of wavelength  $\lambda = 5000 \text{ \AA}$ , the distance between the slits is  $0.2 \text{ mm}$  and the screen is at  $200 \text{ cm}$  from the slits. The central maximum is at  $x = 0$ . The third maximum (taking the central maximum as zeroth maximum) will be at  $x$  equal to  
 (a)  $1.67 \text{ cm}$  (b)  $1.5 \text{ cm}$  (c)  $0.5 \text{ cm}$  (d)  $5.0 \text{ cm}$
90. In a Young's experiment, two coherent sources are placed  $0.90 \text{ mm}$  apart and the fringes are observed one metre away. If it produces the second dark fringe at a distance of  $1 \text{ mm}$  from the central fringe, the wavelength of monochromatic light used would be  
 (a)  $60 \times 10^{-4} \text{ cm}$  (b)  $10 \times 10^{-4} \text{ cm}$  (c)  $10 \times 10^{-5} \text{ cm}$  (d)  $60 \times 10^{-5} \text{ cm}$
91. In Fresnel's biprism, coherent sources are obtained by  
 (a) Division of wavefront (b) Division of amplitude (c) Division of wavelength (d) None of these
92. In Young's experiment, the ratio of maximum and minimum intensities in the fringe system is  $9 : 1$ . The ratio of amplitudes of coherent sources is  
 (a)  $9 : 1$  (b)  $3 : 1$  (c)  $2 : 1$  (d)  $1 : 1$
93. In a certain double slit experimental arrangement interference fringes of width  $1.0 \text{ mm}$  each are observed when light of wavelength  $5000 \text{ \AA}$  is used. Keeping the set up unaltered, if the source is replaced by another source of wavelength  $6000 \text{ \AA}$ , the fringe width will be  
 (a)  $0.5 \text{ mm}$  (b)  $1.0 \text{ mm}$  (c)  $1.2 \text{ mm}$  (d)  $1.5 \text{ mm}$
94. In Young's double slit experiment, if the slit widths are in the ratio  $1 : 9$ , then the ratio of the intensity at minima to that at maxima will be  
 (a) 1 (b)  $1/9$  (c)  $1/4$  (d)  $1/3$
95. The Young's experiment is performed with the lights of blue ( $\lambda = 4360 \text{ \AA}$ ) and green colour ( $\lambda = 5460 \text{ \AA}$ ). If the distance of the 4th fringe from the centre is  $x$ , then  
 (a)  $x(\text{Blue}) = x(\text{Green})$  (b)  $x(\text{Blue}) > x(\text{Green})$  (c)  $x(\text{Blue}) < x(\text{Green})$  (d)  $\frac{x(\text{Blue})}{x(\text{Green})} = \frac{5460}{4360}$
96. In Young's experiment, keeping the distance of the slit from screen constant if the slit width is reduced to half, then  
 (a) The fringe width will be doubled (b) The fringe width will reduce to half  
 (c) The fringe width will not change (d) The fringe width will become  $\sqrt{2}$  times
97. In Young's experiment, if the distance between screen and the slit aperture is increased the fringe width will  
 (a) Decrease (b) Increases but intensity will decrease  
 (c) Increase but intensity remains unchanged (d) Remains unchanged but intensity decreases
98. In Fresnel's biprism experiment, the two coherent sources are  
 (a) Real (b) Imaginary  
 (c) One is real and the other is imaginary (d) None of these
99. In Fresnel's experiment, the width of the fringe depends upon the distance  
 (a) Between the prism and the slit aperture  
 (b) Of the prism from the screen  
 (c) Of screen from the imaginary light sources  
 (d) Of the screen from the prism and the distance from the imaginary sources
100. In the Young's double slit experiment, the ratio of intensities of bright and dark fringes is 9. This means that  
 (a) The intensities of individual sources are 5 and 4 units respectively  
 (b) The intensities of individual sources are 4 and 1 units respectively  
 (c) The ratio of their amplitudes is 3  
 (d) The ratio of their amplitudes is 2
101. The figure below shows a double slit experiment.  $P$  and  $Q$  are the slits. The path lengths  $PX$  and  $QX$  are  $n\lambda$  and  $(n + 2)\lambda$  respectively where  $n$  is a whole number and  $\lambda$  is the wavelength. Taking the central bright fringe as zero, what is formed at  $X$

### 32 Wave Optics

- (a) First bright
- (b) First dark
- (c) Second bright
- (d) Second dark



102. A plate of thickness  $t$  made of a material of refractive index  $\mu$  is placed in front of one of the slits in a double slit experiment. What should be the minimum thickness  $t$  which will make the intensity at the centre of the fringe pattern zero

- (a)  $(\mu - 1) \frac{\lambda}{2}$
- (b)  $(\mu - 1) \lambda$
- (c)  $\frac{\lambda}{2(\mu - 1)}$
- (d)  $\frac{\lambda}{(\mu - 1)}$

103. The thickness of a plate (refractive index  $\mu$  for light of wavelength  $\lambda$ ) which will introduce a path difference of  $\frac{3\lambda}{4}$  is

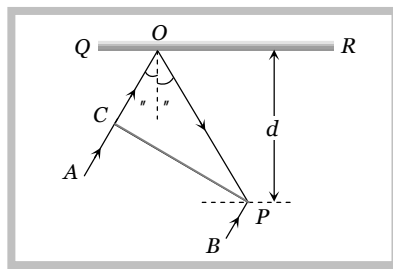
- (a)  $\frac{3\lambda}{4(\mu - 1)}$
- (b)  $\frac{3\lambda}{2(\mu - 1)}$
- (c)  $\frac{\lambda}{2(\mu - 1)}$
- (d)  $\frac{3\lambda}{4\mu}$

### Advance Level

104. In the Young's double slit experiment, if the phase difference between the two waves interfering at a point is  $w$ , the intensity at that point can be expressed by the expression (where  $A + B$  depends upon the amplitude of the two waves)

- (a)  $I = \sqrt{A^2 + B^2} \cos^2 w$
- (b)  $I = \frac{A}{B} \cos w$
- (c)  $I = A + B \cos w / 2$
- (d)  $I = A + B \cos w$

105. In the adjacent diagram  $CP$  represents wavefronts and  $AO$  and  $BP$  the corresponding two rays. Find the condition on  $\mu$  for constructive interference at  $P$  between the ray  $BP$  and reflected ray  $OP$



- (a)  $\cos i = 3\lambda / 2d$
- (b)  $\cos i = \lambda / 4d$
- (c)  $\sec i - \cos i = \lambda / d$
- (d)  $\sec i - \cos i = 4\lambda / d$

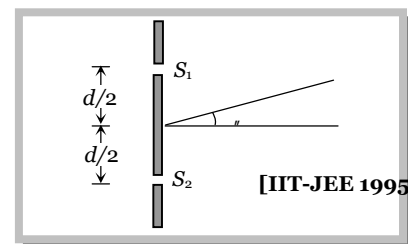
106. When one of the slits of Young's experiment is covered with a transparent sheet of thickness  $4.8 \text{ mm}$ , the central fringe shifts to a position originally occupied by the  $30^{\text{th}}$  bright fringe. What should be the thickness of the sheet if the central fringe has to shift to the position occupied by  $20^{\text{th}}$  bright fringe

- (a)  $3.8 \text{ mm}$
- (b)  $1.6 \text{ mm}$
- (c)  $7.6 \text{ mm}$
- (d)  $3.2 \text{ mm}$

107. In the ideal double-slit experiment, when a glass-plate (refractive index 1.5) of thickness  $t$  is introduced in the path of one of the interfering beams (wavelength  $\lambda$ ), the intensity at the position where the central maximum occurred previously remains unchanged. The minimum thickness of the glass-plate is

- (a)  $2\lambda$
- (b)  $\frac{2\lambda}{3}$
- (c)  $\frac{\lambda}{3}$
- (d)  $\lambda$

108. In an interference arrangement similar to Young's double slit experiment, the slits  $S_1$  and  $S_2$  are illuminated with coherent microwave sources each of frequency  $10^6 \text{ Hz}$ . The sources are synchronized to have zero phase difference. The slits are separated by distance  $d = 150 \text{ m}$ . The intensity  $I(\theta)$  is measured as a function of  $\theta$ , where  $\theta$  is defined as shown. If  $I_0$  is maximum intensity, then  $I(\theta)$  for  $0 \leq \theta \leq 90^\circ$  is given by



[IIT-JEE 1995]

- (a)  $I(\theta) = I_0$  for  $\theta = 90^\circ$
- (b)  $I(\theta) = I_0 / 2$  for  $\theta = 30^\circ$



(c)  $I(\theta) = I_0 / 4$  for  $\theta = 90^\circ$

(d)  $I(\theta)$  is constant for all values of  $\theta$ 

109. In Young's double slit experiment, white light is used. The separation between the slits is  $b$ . the screen is at a distance  $d$  ( $d \gg b$ ) from the slits. Some wavelengths are missing exactly in front of one slit. These wavelengths are

(a)  $\lambda = \frac{b^2}{d}$

(b)  $\lambda = \frac{2b^2}{d}$

(c)  $\lambda = \frac{b^2}{3d}$

(d)  $\lambda = \frac{2b^2}{3d}$

110. In a two slit experiment with monochromatic light fringes are obtained on a screen placed at some distance from the slits. If the screen is moved by  $5 \times 10^{-2} m$  towards the slits, the change in fringe width is  $3 \times 10^{-5} m$ . If separation between the slits is  $10^{-3} m$ , the wavelength of light used is

(a)  $6000 \text{ \AA}$

(b)  $5000 \text{ \AA}$

(c)  $3000 \text{ \AA}$

(d)  $4500 \text{ \AA}$

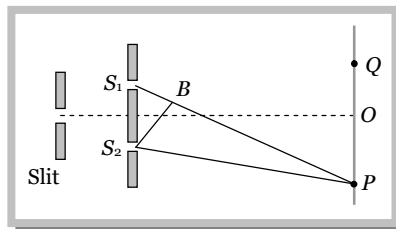
111. In the figure is shown Young's double slit experiment.  $Q$  is the position of the first bright fringe on the right side of  $O$ .  $P$  is the 11<sup>th</sup> fringe on the other side, as measured from  $Q$ . If the wavelength of the light used is  $6000 \times 10^{-10} m$ , then  $S_1B$  will be equal to

(a)  $6 \times 10^{-6} m$

(b)  $6.6 \times 10^{-6} m$

(c)  $3.138 \times 10^{-7} m$

(d)  $3.144 \times 10^{-7} m$



112. In Young's double slit experiment, the two slits act as coherent sources of equal amplitude  $A$  and wavelength  $\lambda$ . In another experiment with the same set up the two slits are of equal amplitude  $A$  and wavelength  $\lambda$  but are incoherent. The ratio of the intensity of light at the mid-point of the screen in the first case to that in the second case is

(a) 1 : 2

(b) 2 : 1

(c) 4 : 1

(d) 1 : 1

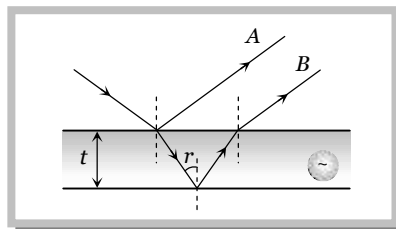
113. When light of wavelength  $\lambda$  falls on a thin film of thickness  $t$  and refractive index  $n$ , the essential condition for the production of constructive interference fringes by the rays  $A$  and  $B$  are ( $m = 1, 2, 3, \dots$ )

(a)  $2nt \cos r = \left(m - \frac{1}{2}\right) \lambda$

(b)  $2nt \cos r = m \lambda$

(c)  $nt \cos r = m \lambda$

(d)  $nt \cos r = (m - 1) \lambda$



114. Four light waves are represented by

(i)  $y = a_1 \sin \tilde{\omega} t$

(ii)  $y = a_2 \sin(\tilde{\omega} t + \pi)$

(iii)  $y = a_1 \sin 2\tilde{\omega} t$

(iv)  $y = a_2 \sin 2(\tilde{\omega} t + \pi)$

Interference fringes may be observed due to superposition of

(a) (i) and (ii)

(b) (i) and (iii)

(c) (ii) and (iv)

(d) (iii) and (iv)

115. In Young's double slit experiment the  $y$ -coordinates of central maxima and 10<sup>th</sup> maxima are  $2 \text{ cm}$  and  $5 \text{ cm}$  respectively. When the YDSE apparatus is immersed in a liquid of refractive index 1.5 the corresponding  $y$ -coordinates will be

(a)  $2 \text{ cm}, 7.5 \text{ cm}$

(b)  $3 \text{ cm}, 6 \text{ cm}$

(c)  $2 \text{ cm}, 4 \text{ cm}$

(d)  $4/3 \text{ cm}, 10/3 \text{ cm}$

116. The maximum intensity in Young's double slit experiment is  $I_0$ . Distance between the slits is  $d = 5 \lambda$ , where  $\lambda$  is the wavelength of monochromatic light used in the experiment. What will be the intensity of light in front of one of the slits on a screen at a distance  $D = 10 d$

(a)  $\frac{I_0}{2}$

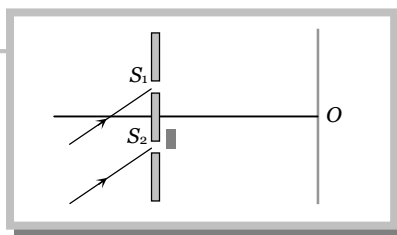
(b)  $\frac{3}{4} I_0$

(c)  $I_0$

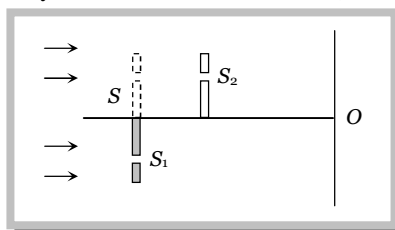
(d)  $\frac{I_0}{4}$

117. A monochromatic beam of light falls on YDSE apparatus at some angle (say  $\theta$ ) as shown in figure. A thin sheet of glass is inserted in front of the lower slit  $S_2$ . The central bright fringe (path difference = 0) will be obtained

### 34 Wave Optics



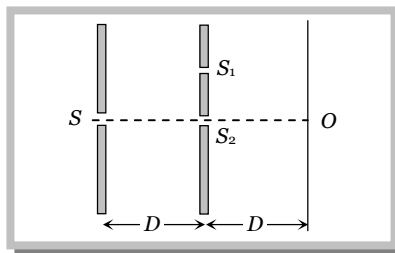
- (a) At  $O$   
 (b) Above  $O$   
 (c) Below  $O$   
 (d) Anywhere depending on angle  $\theta$ , thickness of plate  $t$  and refractive index of glass  $n$
- 118.** In Young's double slit experiment how many maximas can be obtained on a screen (including the central maximum) on both sides of the central fringe if  $\lambda = 2000 \text{ \AA}$  and  $d = 7000 \text{ \AA}$
- (a) 12 (b) 7 (c) 18 (d) 4
- 119.** Young's double slit experiment is made in a liquid. The 10<sup>th</sup> bright fringe in liquid lies where 6<sup>th</sup> dark fringe lies in vacuum. The refractive index of the liquid is approximately
- (a) 1.8 (b) 1.54 (c) 1.67 (d) 1.2
- 120.** Light of wavelength  $\lambda_0$  in air enters a medium of refractive index  $n$ . If two points  $A$  and  $B$  in this medium lie along the path of this light at a distance  $x$ , then phase difference  $w_0$  between these two points is
- (a)  $w_0 = \frac{1}{n} \left( \frac{2\pi}{\lambda_0} \right) x$  (b)  $w_0 = n \left( \frac{2\pi}{\lambda_0} \right) x$  (c)  $w_0 = (n-1) \left( \frac{2\pi}{\lambda_0} \right) x$  (d)  $w_0 = \frac{1}{(n-1)} \left( \frac{2\pi}{\lambda_0} \right) x$
- 121.** In a Young's double slit experiment, the slits are  $2 \text{ mm}$  apart and are illuminated with a mixture of two wavelength  $\lambda_0 = 750 \text{ nm}$  and  $\lambda = 900 \text{ nm}$ . The minimum distance from the common central bright fringe on a screen  $2 \text{ m}$  from the slits where a bright fringe from one interference pattern coincides with a bright fringe from the other is
- (a)  $1.5 \text{ mm}$  (b)  $3 \text{ mm}$  (c)  $4.5 \text{ mm}$  (d)  $6 \text{ mm}$
- 122.** In the ideal double slit experiment, when a glass plate (refractive index 1.5) of thickness  $t$  is introduced in the path of one of the interfering beams (wavelength  $\lambda$ ), the intensity at the position where the central maximum occurred previously remains unchanged. The minimum thickness of the glass plate is
- (a)  $2\lambda$  (b)  $\frac{2\lambda}{3}$  (c)  $\frac{\lambda}{3}$  (d)  $\lambda$
- 123.** Two wavelengths of light  $\lambda_1$  and  $\lambda_2$  are sent through a Young's double slit apparatus simultaneously. If the third order  $\lambda_1$  bright fringe coincides with the fourth order  $\lambda_2$  bright fringe then
- (a)  $\frac{\lambda_1}{\lambda_2} = \frac{4}{3}$  (b)  $\frac{\lambda_1}{\lambda_2} = \frac{3}{4}$  (c)  $\frac{\lambda_1}{\lambda_2} = \frac{5}{4}$  (d)  $\frac{\lambda_1}{\lambda_2} = \frac{4}{5}$
- 124.** A flake of glass (refractive index 1.5) is placed over one of the openings of a double slit apparatus. The interference pattern displaces itself through seven successive maxima towards the side where the flake is placed. if wavelength of the diffracted light is  $\lambda = 600 \text{ nm}$ , then the thickness of the flake is
- (a)  $2100 \text{ nm}$  (b)  $4200 \text{ nm}$  (c)  $8400 \text{ nm}$  (d) None of these
- 125.** In a double slit experiment, instead of taking slits of equal widths, one slit is made twice as wide as the other. Then in the interference pattern
- (a) The intensities of both the maxima and the minima increase  
 (b) The intensity of the maxima increases and minima has zero intensity  
 (c) The intensity of the maxima decreases and that of minima increases  
 (d) The intensity of the maxima decreases and the minima has zero intensity
- 126.** In Young's experiment the wavelength of red light is  $7800 \text{ \AA}$  and that of blue light is  $5200 \text{ \AA}$ . The value of  $n$  for which the  $(n+1)$ th blue bright band coincides with the  $n$ th red band is
- (a) 4 (b) 3 (c) 2 (d) 1
- 127.** In a double slit experiment if 5<sup>th</sup> dark fringe is formed opposite to one of the slits, the wavelength of light is
- (a)  $\frac{d^2}{6D}$  (b)  $\frac{d^2}{5D}$  (c)  $\frac{d^2}{15D}$  (d)  $\frac{d^2}{9D}$
- 128.** In a Young's double slit experiment one of the slits is advanced towards the screen by a distance  $d/2$  and  $d = n\lambda$  where  $n$  is an odd integer and  $d$  is the initial distance between the slits. If  $I_0$  is the intensity of each wave from the slits, the intensity at  $O$  is
- (a)  $I_0$



- (b)  $\frac{I_0}{4}$
- (c) 0
- (d)  $2I_0$

129. Two ideal slits  $S_1$  and  $S_2$  are at a distance  $d$  apart, and illuminated by light of wavelength  $\lambda$  passing through an ideal source slit  $S$  placed on the line through  $S_2$  as shown. The distance between the planes of slits and the source slit is  $D$ . A screen is held at a distance  $D$  from the plane of the slits. The minimum value of  $d$  for which there is darkness at  $O$  is

- (a)  $\sqrt{\frac{3\lambda D}{2}}$
- (b)  $\sqrt{\lambda D}$
- (c)  $\sqrt{\frac{\lambda D}{2}}$
- (d)  $\sqrt{3\lambda D}$



130. In a double slit experiment interference is obtained from electron waves produced in an electron gun supplied with voltage  $V$ . If  $\lambda$  is the wavelength of the beam,  $D$  is the distance of screen,  $d$  is the spacing between coherent source,  $h$  is Planck's constant,  $e$  is charge on electron and  $m$  is mass of electron then fringe width is given as

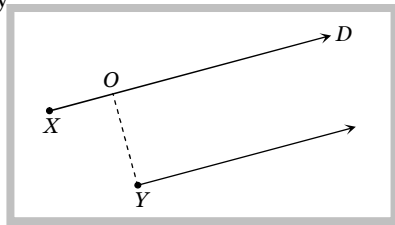
- (a)  $\frac{hD}{\sqrt{2meV}d}$
- (b)  $\frac{2hD}{\sqrt{meV}d}$
- (c)  $\frac{hd}{\sqrt{2meV}D}$
- (d)  $\frac{2hd}{\sqrt{meV}D}$

131. In a double slit arrangement fringes are produced using light of wavelength  $4800 \text{ \AA}$ . One slit is covered by a thin plate of glass of refractive index 1.4 and the other with another glass plate of same thickness but of refractive index 1.7. By doing so the central bright shifts to original fifth bright fringe from centre. Thickness of glass plate is

- (a)  $8 \text{ } \mu\text{m}$
- (b)  $6 \text{ } \mu\text{m}$
- (c)  $4 \text{ } \mu\text{m}$
- (d)  $10 \text{ } \mu\text{m}$

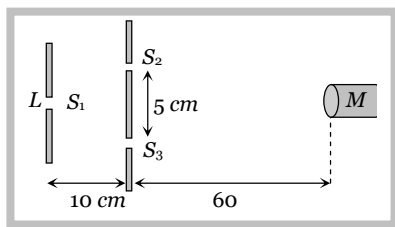
132. Two point sources  $X$  and  $Y$  emit waves of same frequency and speed but  $Y$  lags in phase behind  $X$  by  $2\pi l$  radian. If there is a maximum in direction  $D$  the distance  $XO$  using  $n$  as an integer is given by

- (a)  $\frac{\lambda}{2}(n - l)$
- (b)  $\lambda(n + l)$
- (c)  $\frac{\lambda}{2}(n + l)$
- (d)  $\lambda(n - l)$



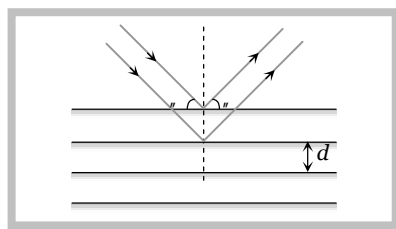
133. A student is asked to measure the wavelength of monochromatic light. He sets up the apparatus sketched below.  $S_1, S_2, S_3$  are narrow parallel slits,  $L$  is a sodium lamp and  $M$  is a micrometer eye-piece. The student fails to observe interference fringes. You would advise him to

- (a) Increase the width of  $S_1$
- (b) Decrease the distance between  $S_2$  and  $S_3$
- (c) Replace  $L$  with a white light source
- (d) Replace  $M$  with a telescope



134. A beam with wavelength  $\lambda$  falls on a stack of partially reflecting planes with separation  $d$ . The angle  $\theta$  that the beam should make with the planes so that the beams reflected from successive planes may interfere constructively is (where  $n = 1, 2, \dots$ )

- (a)  $\sin^{-1}\left(\frac{n\lambda}{d}\right)$
- (b)  $\tan^{-1}\left(\frac{n\lambda}{d}\right)$



### 36 Wave Optics

(c)  $\sin^{-1}\left(\frac{n\lambda}{2d}\right)$

(d)  $\cos^{-1}\left(\frac{n\lambda}{2d}\right)$

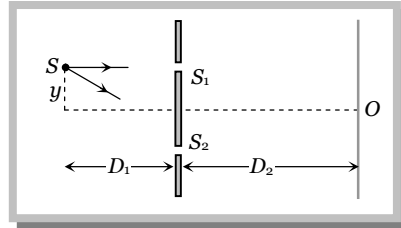
135. In a double slit experiment the source slit  $S$  is at a distance  $D_1$  and the screen at a distance  $D_2$  from the plane of ideal slit cuts  $S_1$  and  $S_2$  as shown. If the source slit is shifted to by parallel to  $S_1S_2$ , the central bright fringe will be shifted by

(a)  $y$

(b)  $-y$

(c)  $\frac{D_2}{D_1}y$

(d)  $-\frac{D_2}{D_1}y$



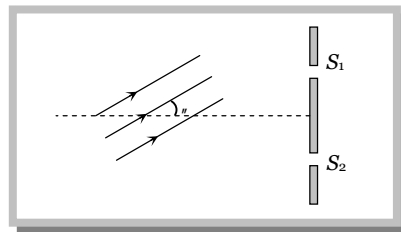
136. A parallel beam of monochromatic light is used in a Young's double slit experiment. The slits are separated by a distance  $d$  and the screen is placed parallel to the plane of the slits. The angle which the incident beam must make with the normal to the plane of the slits to produce darkness at the position of central brightness is

(a)  $\cos^{-1}\frac{\lambda}{d}$

(b)  $\cos^{-1}\frac{2\lambda}{d}$

(c)  $\sin^{-1}\frac{\lambda}{d}$

(d)  $\sin^{-1}\frac{\lambda}{2d}$



137. In a Young's double slit experiment, let  $s$  be the fringe width, and let  $I_0$  be the intensity at the central bright fringe. At a distance  $x$  from the central bright fringe, the intensity will be

(a)  $I_0 \cos\left(\frac{x}{s}\right)$

(b)  $I_0 \cos^2\left(\frac{x}{s}\right)$

(c)  $I_0 \cos^2\left(\frac{fx}{s}\right)$

(d)  $\left(\frac{I_0}{4}\right) \cos^2\left(\frac{fx}{s}\right)$

138. In Young's double slit experiment the distance  $d$  between the slits  $S_1$  and  $S_2$  is  $1\text{ mm}$ . What should be the width of each slit be so as to obtain 10 maxima of the two slit interference pattern within the central maximum of the single slit diffraction pattern

(a)  $0.1\text{ mm}$

(b)  $0.2\text{ mm}$

(c)  $0.3\text{ mm}$

(d)  $0.4\text{ mm}$

### Diffraction of light

139. When light is incident on a diffraction grating the zero order principal maximum will be

(a) One of the component colours

(b) Absent

(c) Spectrum of the colours

(d) White

140. A beam of light of wavelength  $600\text{ nm}$  from a distant source falls on a single slit  $1\text{ mm}$  wide and the resulting diffraction pattern is observed on a screen  $2\text{ m}$  away. The distance between the first dark fringes on either side of the central bright fringe is

(a)  $1.2\text{ mm}$

(b)  $1.2\text{ cm}$

(c)  $2.4\text{ cm}$

(d)  $2.4\text{ mm}$

141. Consider the following statements

**Assertion (A):** When a tiny circular obstacle is placed in the path of light from some distance, a bright spot is seen at the centre of the shadow of the obstacle.

**Reason (R):** Destructive interference occurs at the centre of the shadow.

Of these statements

(a) Both  $A$  and  $R$  are true and  $R$  is a correct explanation of  $A$

(b) Both  $A$  and  $R$  are true but  $R$  is not a correct explanation of  $A$

(c)  $A$  is true but  $R$  is false

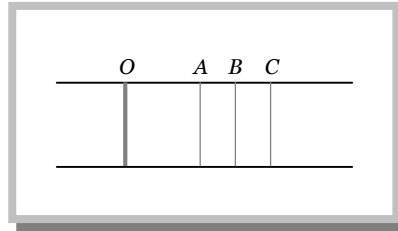
(d)  $A$  is false but  $R$  is true

(e) Both  $A$  and  $R$  are false

142. The light of wavelength  $6328 \text{ \AA}$  is incident on a slit of width  $0.2 \text{ mm}$  perpendicularly situated at a distance of  $9 \text{ m}$  and the central maxima between two minima, the angular is approximately  
 (a)  $0.36^\circ$  (b)  $0.18^\circ$  (c)  $0.72^\circ$  (d)  $0.08^\circ$
143. A diffraction pattern is obtained using a beam of red light. What happens if the red light is replaced by blue light  
 (a) No change (b) diffraction bands become narrower and crowded together  
 (c) Bands become broader and farther apart (d) Bands disappear
144. Angular width ( $\theta$ ) of central maximum of a diffraction pattern on a single slit does not depend upon  
 (a) Distance between slit and source (b) Wavelength of light used  
 (c) Width of the slit (d) Frequency of light used
145. In order to see diffraction the thickness of the film is  
 (a)  $100 \text{ \AA}$  (b)  $10,000 \text{ \AA}$  (c)  $1 \text{ mm}$  (d)  $1 \text{ cm}$
146. What will be the angle of diffracting for the first minimum due to Fraunhofer diffraction with sources of light of wave length  $550 \text{ nm}$  and slit of width  $0.55 \text{ mm}$   
 (a)  $0.001 \text{ rad}$  (b)  $0.01 \text{ rad}$  (c)  $1 \text{ rad}$  (d)  $0.1 \text{ rad}$
147. The bending of beam of light around corners of obstacles is called  
 (a) Reflection (b) Diffraction (c) Refraction (d) Interference
148. Diffraction effects are easier to notice in the case of sound waves than in the case of light waves because  
 (a) Sound waves are longitudinal (b) Sound is perceived by the ear  
 (c) Sound waves are mechanical waves (d) Sound waves are of longer wavelength
149. Direction of the first secondary maximum in the Fraunhofer diffraction pattern at a single slit is given by ( $a$  is the width of the slit)  
 (a)  $a \sin \theta = \frac{\lambda}{2}$  (b)  $a \cos \theta = \frac{3\lambda}{2}$  (c)  $a \sin \theta = \lambda$  (d)  $a \sin \theta = \frac{3\lambda}{2}$
150. A slit of size  $0.15 \text{ cm}$  is placed at  $2.1 \text{ m}$  from a screen. On illuminated it by a light of wavelength  $5 \times 10^{-5} \text{ cm}$ . The width of diffraction pattern will be  
 (a)  $70 \text{ mm}$  (b)  $0.14 \text{ mm}$  (c)  $1.4 \text{ cm}$  (d)  $0.14 \text{ cm}$
151. Yellow light is used in a single slit diffraction experiment with a slit of  $0.6 \text{ mm}$ . If yellow light is replaced by x-rays, than the observed pattern will reveal  
 (a) That the central maxima is narrower (b) More number of fringes  
 (c) Less number of fringes (d) No diffraction pattern
152. A parallel monochromatic beam of light is incident normally on a narrow slit. A diffraction pattern is formed on a screen placed perpendicular to the direction of incident beam. At the first maximum of the diffraction pattern the phase difference between the rays coming from the edges of the slit is  
 (a) 0 (b)  $\frac{f}{2}$  (c)  $f$  (d)  $2f$
153. Diffraction and interference of light suggest  
 (a) Nature of light is electro-magnetic (b) Wave nature  
 (c) Nature is quantum (d) Nature of light is transverse
154. A light wave is incident normally over a slit of width  $24 \times 10^{-5} \text{ cm}$ . The angular position of second dark fringe from the central maxima is  $30^\circ$ . What is the wavelength of light  
 (a)  $6000 \text{ \AA}$  (b)  $5000 \text{ \AA}$  (c)  $3000 \text{ \AA}$  (d)  $1500 \text{ \AA}$
155. A beam of light of wavelength  $600 \text{ nm}$  from a distant source falls on a single slit  $1.00 \text{ nm}$  wide and the resulting diffraction pattern is observed on a screen  $2 \text{ m}$  away. The distance between the first dark fringes on either side of the central bright fringe is  
 (a)  $1.2 \text{ cm}$  (b)  $1.2 \text{ mm}$  (c)  $2.4 \text{ cm}$  (d)  $2.4 \text{ mm}$
156. A parallel beam of monochromatic light of wavelength  $5000 \text{ \AA}$  is incident normally on a single narrow slit of width  $0.001 \text{ mm}$ . The light is focused by a convex lens on a screen placed on the focal plane. The first minimum will be formed for the angle of diffraction equal to  
 (a)  $0^\circ$  (b)  $15^\circ$  (c)  $30^\circ$  (d)  $60^\circ$

### 38 Wave Optics

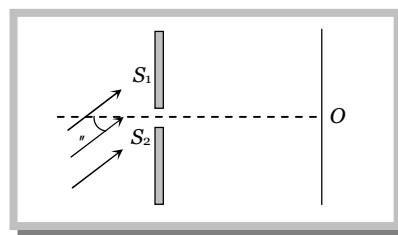
157. Light appears to travel in straight lines since  
 (a) It is not absorbed by the atmosphere (b) It is reflected by the atmosphere  
 (c) It's wavelength is very small (d) It's velocity is very large
158. The condition for observing Fraunhofer diffraction from a single slit is that the light wavefront incident on the slit should be  
 (a) Spherical (b) Cylindrical (c) Plane (d) Elliptical
159. The position of the direct image obtained at  $O$ , when a monochromatic beam of light is passed through a plane transmission grating at normal incidence is shown in fig.



- The diffracted images  $A$ ,  $B$  and  $C$  correspond to the first, second and third order diffraction when the source is replaced by another source of shorter wavelength  
 (a) All the four shift in the direction  $C$  to  $O$  (b) All the four will shift in the direction  $O$  to  $C$   
 (c) The images  $C$ ,  $B$  and  $A$  will shift toward  $O$  (d) The images  $C$ ,  $B$  and  $A$  will shift away from  $O$
160. To observe diffraction the size of an obstacle  
 (a) Should be of the same order as wavelength (b) Should be much larger than the wavelength  
 (c) Have no relation to wavelength (d) Should be exactly  $\frac{\lambda}{2}$
161. The first diffraction minima due to a single slit diffraction is at  $\theta = 30^\circ$  for a light of wavelength  $5000 \text{ \AA}$ . The width of the slit is  
 (a)  $5 \times 10^{-5} \text{ cm}$  (b)  $1.0 \times 10^{-4} \text{ cm}$  (c)  $2.5 \times 10^{-5} \text{ cm}$  (d)  $1.25 \times 10^{-5} \text{ cm}$
162. Radio waves diffract pronouncedly around buildings while light waves which are also electromagnetic waves do not because  
 (a) Wavelength of the radio waves is not comparable with the size of the obstacle  
 (b) Wavelength of radio waves is of the order of  $200\text{-}500 \text{ m}$  hence they bend more than the light waves whose wavelength is very small  
 (c) Light waves are transverse whereas radio waves are longitudinal  
 (d) None of the above
163. One cannot obtain diffraction from a wide slit illuminated by a monochromatic light because  
 (a) The half period elements contained in a wide slit are very large so the resultant effect is general illumination  
 (b) The half period elements contained in a wide slit are small so the resultant effect is general illumination  
 (c) Diffraction patterns are superimposed by interference pattern and hence the result is general illumination  
 (d) None of these
164. In the far field diffraction pattern of a single slit under polychromatic illumination, the first minimum with the wavelength  $\lambda_1$  is found to be coincident with the third maximum at  $\lambda_2$ . So  
 (a)  $3\lambda_1 = 0.3\lambda_2$  (b)  $3\lambda_1 = \lambda_2$  (c)  $\lambda_1 = 3.5\lambda_2$  (d)  $0.3\lambda_1 = 3\lambda_2$
165. In case of Fresnel diffraction  
 (a) Both source and screen are at finite distance from diffracting device  
 (b) Source is at finite distance while screen at infinity from diffracting device  
 (c) Screen is at finite distance while source at infinity from diffracting device  
 (d) Both source and screen are effectively at infinity from diffracting device
166. Light of wavelength  $\lambda = 5000 \text{ \AA}$  falls normally on a narrow slit. A screen placed at a distance of  $1 \text{ m}$  from the slit and perpendicular to the direction of light. The first minima of the diffraction pattern is situated at  $5 \text{ mm}$  from the centre of central maximum. The width of the slit is  
 (a)  $0.1 \text{ mm}$  (b)  $1.0 \text{ mm}$  (c)  $0.5 \text{ mm}$  (d)  $0.2 \text{ mm}$
167. Light falls normally on a slit of width  $0.3 \text{ mm}$ . A lens of focal length  $40 \text{ cm}$  collects the rays at its focal plane. The distance of the first dark band from the direct one is  $0.8 \text{ mm}$ . The wavelength of light is  
 (a)  $4800 \text{ \AA}$  (b)  $5000 \text{ \AA}$  (c)  $6000 \text{ \AA}$  (d)  $5896 \text{ \AA}$

168. A parallel monochromatic beam of light is incident at an angle  $\theta$  to the normal of a slit of width  $e$ . The central point  $O$  of the screen will be dark if

- (a)  $e \sin \theta = n\lambda$  where  $n = 1, 3, 5 \dots$   
 (b)  $e \sin \theta = n\lambda$  where  $n = 1, 2, 3 \dots$   
 (c)  $e \sin \theta = (2n - 1)\lambda / 2$  where  $n = 1, 2, 3 \dots$   
 (d)  $e \cos \theta = n\lambda$  where  $n = 1, 2, 3, 4 \dots$



### Polarization of Light

169. The angle of incidence at which reflected light is totally polarized for reflection from air to glass (refraction index  $n$ ) is

- (a)  $\sin^{-1}(n)$                       (b)  $\sin^{-1}\left(\frac{1}{n}\right)$                       (c)  $\tan^{-1}\left(\frac{1}{n}\right)$                       (d)  $\tan^{-1}(n)$

170. Through which character we can distinguish the light waves from sound waves

- (a) Interference                      (b) Refraction                      (c) Polarisation                      (d) Reflection

171. Which of following can not be polarised

- (a) Radio waves                      (b) Ultraviolet rays                      (c) Infrared rays                      (d) Ultrasonic waves

172. A polaroid is placed at  $45^\circ$  to an incoming light of intensity  $I_0$ . Now the intensity of light passing through polaroid after polarisation would be

- (a)  $I_0$                       (b)  $I_0 / 2$                       (c)  $I_0 / 4$                       (d) Zero

173. Plane polarised light is passed through a polaroid. On viewing through the polaroid we find that when the polaroid is given one complete rotation about the direction of the light, one of the following is observed

- (a) The intensity of light gradually decreases to zero and remains at zero  
 (b) The intensity of light gradually increases to a maximum and remains at maximum  
 (c) There is no change in intensity  
 (d) The intensity of light is twice maximum and twice zero

174. Out of the following statements which is not correct

- (a) When unpolarised light passes through a Nicol's prism, the emergent light is elliptically polarised  
 (b) Nicol's prism works on the principle of double refraction and total internal reflection  
 (c) Nicol's prism can be used to produce and analyse polarised light  
 (d) Calcite and Quartz are both doubly refracting crystals

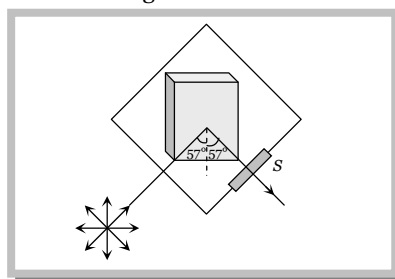
175. A ray of light is incident on the surface of a glass plate at an angle of incidence equal to Brewster's angle  $w$ . If  $\mu$  represents the refractive index of glass with respect to air, then the angle between reflected and refracted rays is

- (a)  $90^\circ + w$                       (b)  $\sin^{-1}(-\cos w)$                       (c)  $90^\circ$                       (d)  $90^\circ - \sin^{-1}(\sin w / \mu)$

176. Figure represents a glass plate placed vertically on a horizontal table with a beam of unpolarised light falling on its surface at the polarising angle of  $57^\circ$  with the normal. The electric vector in the reflected light on screen  $S$  will vibrate with respect to the plane of incidence in a

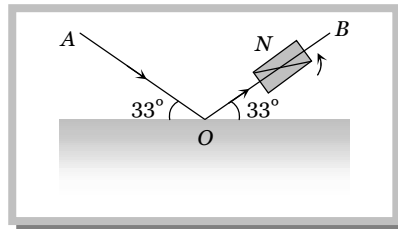
[CPMT 1988]

- (a) Vertical plane  
 (b) Horizontal plane  
 (c) Plane making an angle of  $45^\circ$  with the vertical  
 (d) Plane making an angle of  $57^\circ$  with the horizontal



## 40 Wave Optics

177. A beam of light  $AO$  is incident on a glass slab ( $n = 1.54$ ) in a direction as shown in figure. The reflected ray  $OB$  is passed through a Nicol prism on viewing through a Nicol prism, we find on rotating the prism that



- (a) The intensity is reduced down to zero and remains zero  
 (b) The intensity reduces down some what and rises again  
 (c) There is no change in intensity  
 (d) The intensity gradually reduces to zero and then again increases
178. Polarised glass is used in sun glasses because  
 (a) It reduces the light intensity to half an account of polarisation (b) It is fashionable  
 (c) It has good colour (d) It is cheaper
179. In the propagation of electromagnetic waves the angle between the direction of propagation and plane of polarisation is  
 (a)  $0^\circ$  (b)  $45^\circ$  (c)  $90^\circ$  (d)  $180^\circ$
180. The transverse nature of light is shown by  
 (a) Interference of light (b) Refraction of light (c) Polarisation of light (d) Dispersion of light
181. A calcite crystal is placed over a dot on a piece of paper and rotated, on seeing through the calcite one will see  
 (a) One dot (b) Two stationary dots  
 (c) Two rotating dots (d) One dot rotating about the other
182. In a doubly refracting crystal, optic axis is a direction along which  
 (a) A plane polarised beam does not suffer deviation  
 (b) Any beam of light does not suffer any deviation  
 (c) Double refraction does not take place  
 (d) Ordinary and extraordinary rays undergo maximum deviation
183. Which is incorrect with reference to polarisation by reflection  
 (a) The degree of polarisation varies with the angle of incidence  
 (b) Percentage of the polarising light in the reflected beam is the greatest at the angle of polarisation  
 (c) Reflected light is plane polarised in the plane of incidence  
 (d) Reflected light is plane polarised in the plane perpendicular to plane of incidence
184. Two polarising plates have polarising directions parallel so as to transmit maximum intensity of light. Through what angle must either plate be turned if the intensities of the transmitted beam is to drop by one-third  
 (a)  $55^\circ 18'$  (b)  $144^\circ 22'$  (c) Both of these (d) None of these
185. The polaroid is  
 (a) Celluloid film (b) Big crystal  
 (c) Cluster of small crystals arranged in a regular way (d) Cluster of small crystals arranged in a haphazard way
186. Light from the cloudless sky is  
 (a) Fully polarised (b) Partially polarised (c) Unpolarised (d) Can not be said

## Doppler's Effect of Light

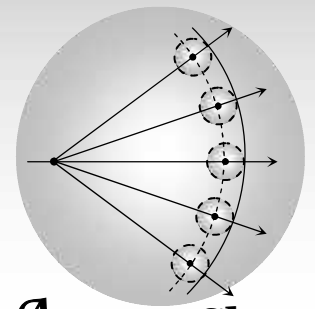
187. The observed wavelength of light coming from a distant galaxy is found to be increased by 0.5% as compared with that comparing from a terrestrial source. The galaxy is  
 (a) Stationary with respect to the earth  
 (b) Approaching the earth with velocity of light  
 (c) Receding from the earth with the velocity of light  
 (d) Receding from the earth with a velocity equal to  $1.5 \times 10^6 \text{ m/s}$



- 188.** In hydrogen spectrum the wavelength of  $H_\gamma$  line is  $656\text{ nm}$  whereas in the spectrum of a distant galaxy.  $H_\gamma$  line wavelength is  $706\text{ nm}$ . Estimated speed of the galaxy with respect to earth is  
 (a)  $2 \times 10^8\text{ m/s}$  (b)  $2 \times 10^7\text{ m/s}$  (c)  $2 \times 10^6\text{ m/s}$  (d)  $2 \times 10^5\text{ m/s}$
- 189.** A star emits light of  $5500\text{ \AA}$  wavelength. It appears blue to an observer on the earth, it means  
 (a) Star is going away from the earth (b) Star is stationary  
 (c) Star is coming towards earth (d) None of the above
- 190.** The  $6563\text{ \AA}$  line emitted by hydrogen atom in a star is found to be red shifted by  $5\text{ \AA}$ . The speed with which the star is receding from the earth is  
 (a)  $17.29 \times 10^9\text{ m/s}$  (b)  $4.29 \times 10^7\text{ m/s}$  (c)  $3.39 \times 10^5\text{ m/s}$  (d)  $2.29 \times 10^5\text{ m/s}$
- 191.** Three observers  $A$ ,  $B$  and  $C$  measure the speed of light coming from a source to be  $v_A$ ,  $v_B$  and  $v_C$ . The observer  $A$  moves towards the source, the observer  $C$  moves away from the source with the same speed. The observer  $B$  stays stationary. The surrounding space is vacuum everywhere. Then  
 (a)  $v_A > v_B > v_C$  (b)  $v_A < v_B < v_C$  (c)  $v_A = v_B = v_C$  (d)  $v_A = v_B > v_C$
- 192.** A star emitting light of wavelength  $5896\text{ \AA}$  is moving away from the earth with a speed of  $3600\text{ km/sec}$ . The wavelength of light observed on earth will ( $c = 3 \times 10^8\text{ m/sec}$  is the speed of light)  
 (a) Decrease by  $5825.25\text{ \AA}$  (b) Increase by  $5966.75\text{ \AA}$  (c) Decrease by  $70.75\text{ \AA}$  (d) Increase by  $70.75\text{ \AA}$
- 193.** The periodic time of rotation of a certain star is 22 days and its radius is  $7 \times 10^8\text{ m}$ . If the wavelength of light emitted by its surface be  $4320\text{ \AA}$ , the Doppler shift will be (1 day =  $86400\text{ sec}$ )  
 (a)  $0.033\text{ \AA}$  (b)  $0.33\text{ \AA}$  (c)  $3.3\text{ \AA}$  (d)  $33\text{ \AA}$
- 194.** A heavenly body is receding from earth such that the fractional change in  $\lambda$  is 1, then its velocity is  
 (a)  $C$  (b)  $\frac{3C}{5}$  (c)  $\frac{C}{5}$  (d)  $\frac{2C}{5}$
- 195.** A star is going away from the earth. An observer on the earth will see the wavelength of light coming from the star  
 (a) Decreased  
 (b) Increased  
 (c) Neither decreased nor increased  
 (d) Decreased or increased depending upon the velocity of the star
- 196.** If the shift of wavelength of light emitted by a star is towards violet, then this shows that star is  
 (a) Stationary (b) Moving towards earth (c) Moving away from earth (d) Information is incomplete
- 197.** When the wavelength of light coming from a distant star is measured it is found shifted towards red. Then the conclusion is  
 (a) The star is approaching the observer (b) The star recedes away from earth  
 (c) There is gravitational effect on the light (d) The star remains stationary
- 198.** In the spectrum of light of a luminous heavenly body the wavelength of a spectral line is measured to be  $4747\text{ \AA}$  while actual wavelength of the line is  $4700\text{ \AA}$ . The relative velocity of the heavenly body with respect to earth will be (velocity of light is  $3 \times 10^8\text{ m/s}$ )  
 (a)  $3 \times 10^5\text{ m/s}$  moving towards the earth (b)  $3 \times 10^5\text{ m/s}$  moving away from the earth  
 (c)  $3 \times 10^6\text{ m/s}$  moving towards the earth (d)  $3 \times 10^6\text{ m/s}$  moving away from the earth
- 199.** The wavelength of light observed on the earth, from a moving star is found to decrease by  $0.05\%$ . Relative to the earth the star is  
 (a) Moving away with a velocity of  $1.5 \times 10^5\text{ m/s}$  (b) Coming closer with a velocity of  $1.5 \times 10^5\text{ m/s}$   
 (c) Moving away with a velocity of  $1.5 \times 10^4\text{ m/s}$  (d) Coming closer with a velocity of  $1.5 \times 10^4\text{ m/s}$
- 200.** Due to Doppler's effect, the shift in wavelength observed is  $0.1\text{ \AA}$  for a star producing wavelength  $6000\text{ \AA}$ . Velocity of recession of the star will be

## 42 Wave Optics

- (a) 2.5 km/s                      (b) 10 km/s                      (c) 5 km/s                      (d) 20 km/s
- 201.** A rocket is going away from the earth at a speed of  $10^6 \text{ m/s}$ . If the wavelength of the light wave emitted by it be  $5700 \text{ \AA}$ , what will be its Doppler's shift  
(a) 200  $\text{\AA}$                       (b) 19  $\text{\AA}$                       (c) 20  $\text{\AA}$                       (d) 0.2  $\text{\AA}$
- 202.** A rocket is going away from the earth at a speed  $0.2 c$ , where  $c =$  speed of light, it emits a signal of frequency  $4 \times 10^7 \text{ Hz}$ . What will be the frequency observed by an observer on the earth  
(a)  $4 \times 10^6 \text{ Hz}$                       (b)  $3.3 \times 10^7 \text{ Hz}$                       (c)  $3 \times 10^6 \text{ Hz}$                       (d)  $5 \times 10^7 \text{ Hz}$
- 203.** A star moves away from earth at speed  $0.8 c$  while emitting light of frequency  $6 \times 10^{14} \text{ Hz}$ . What frequency will be observed on the earth (in units of  $10^{14} \text{ Hz}$ ) ( $c =$  speed of light)  
(a) 0.24                      (b) 1.2                      (c) 30                      (d) 3.3
- 204.** The sun is rotating about its own axis. The spectral lines emitted from the two ends of its equator, for an observer on the earth, will show  
(a) Shift towards red end  
(b) Shift towards violet end  
(c) Shift towards red end by one line and towards violet end by other  
(d) No shift
- 205.** The time period of rotation of the sun is 25 days and its radius is  $7 \times 10^8 \text{ m}$ . The Doppler shift for the light of wavelength  $6000 \text{ \AA}$  emitted from the surface of the sun will be  
(a) 0.04  $\text{\AA}$                       (b) 0.40  $\text{\AA}$                       (c) 4.00  $\text{\AA}$                       (d) 40.0  $\text{\AA}$
- 206.** The apparent wavelength of the light from a star moving away from the earth is 0.01 % more than its real wavelength. Then the velocity of star is  
(a) 60 km/sec                      (b) 15 km/sec                      (c) 150 km/sec                      (d) 30 km/sec



# Answer Sheet

## Assignments

1	2	3	4	5	6	7	8	9	10	11	12	13	14	15	16	17	18	19	20
a	d	c	d	b	a	c	c	b	c	d	c	d	a	b	c	d	a	c	c
21	22	23	24	25	26	27	28	29	30	31	32	33	34	35	36	37	38	39	40
c	b	b	c	a	d	c	d	a	d	b	b	c	b	c	d	c	c	a	b
41	42	43	44	45	46	47	48	49	50	51	52	53	54	55	56	57	58	59	60
c	d	c	c	a	d	a	b	c	a	d	d	c	a	b	b	a	d	a	d
61	62	63	64	65	66	67	68	69	70	71	72	73	74	75	76	77	78	79	80
c	d	c	c	c	b	b	c	b	a	b, c	b	d	b	c	b	d	d	b	a
81	82	83	84	85	86	87	88	89	90	91	92	93	94	95	96	97	98	99	100
a	a	b	a	b	d	b	b	b	d	a	c	c	c	c	a	b	b	d	b, d
101	102	103	104	105	106	107	108	109	110	111	112	113	114	115	116	117	118	119	120
c	c	a	d	b	d	a	a, b	a, c	a	a	b	a	a, d	c	a	d	b	a	b
121	122	123	124	125	126	127	128	129	130	131	132	133	134	135	136	137	138	139	140
c	a	a	c	a	c	d	c	c	a	a	b	b	c	d	d	c	b	d	d
141	142	143	144	145	146	147	148	149	150	151	152	153	154	155	156	157	158	159	160
c	a	b	a	b	a	b	d	d	b	a	c	b	a	d	c	c	c	c	a
161	162	163	164	165	166	167	168	169	170	171	172	173	174	175	176	177	178	179	180
b	b	a	c	a	a	c	b	d	c	d	b	d	a	c	a	d	a	a	c
181	182	183	184	185	186	187	188	189	190	191	192	193	194	195	196	197	198	199	200
d	c	c	c	c	d	d	b	c	d	c	d	a	a	b	b	b	d	b	c
201	202	203	204	205	206														
b	b	b	c	a	d														

